



IATA Training Self-study Course Enrolment Guide

V5.0

Contents

1.	Introduction	2
2.	How to create an IATA Training Student Account	2
3.	How to access IATA Training Service	4
4.	How to enroll in a course and book an exam	7
4.1.	Search course.....	7
4.2.	Book exam.....	10
4.3.	Place order	11
4.4.	Bill to company	14
5.	Registration and Exam Booking Confirmation	16
6.	How to change an OERS exam booking	18
7.	Need assistance?	20

1. Introduction

To register for an IATA Self-study course on our Training Platform (LMS), you will need a personal Training Account. We have now made it easier to access our IATA Training Platform directly from our mobile-friendly [Customer Portal](#).

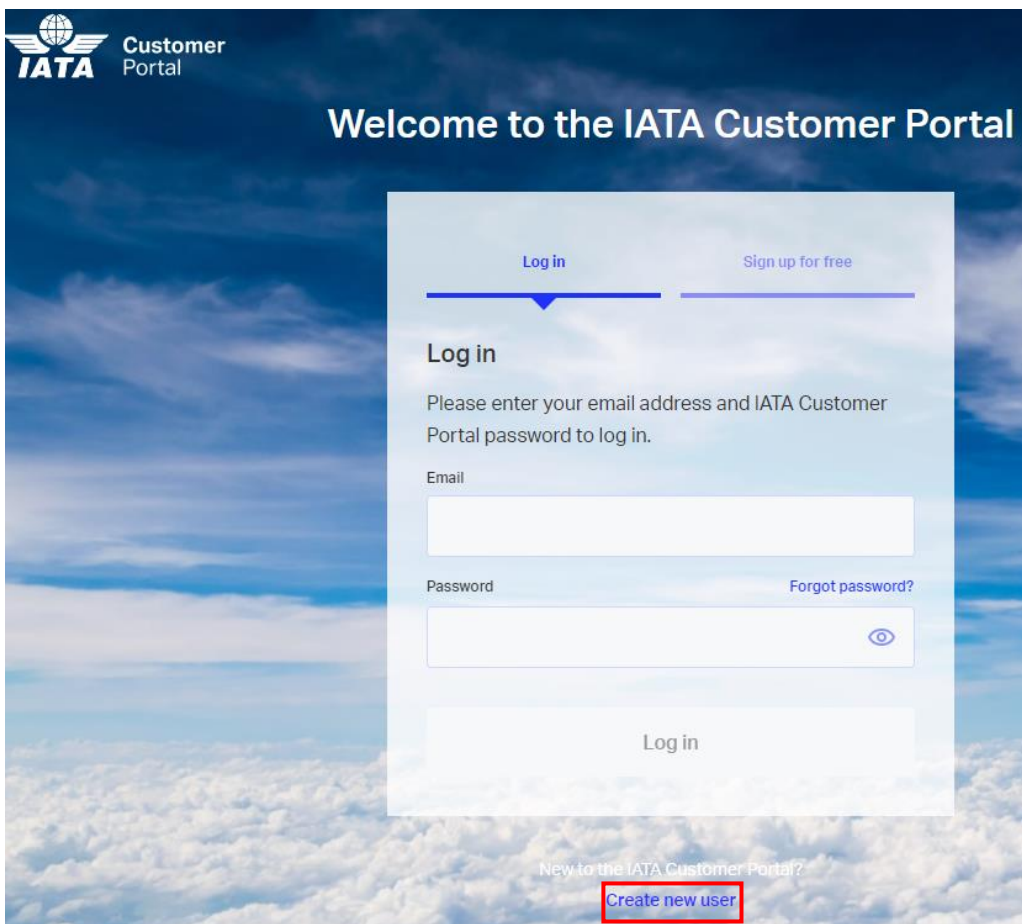
In this guide, we will explain how to subscribe IATA Training Service through the [IATA Customer Portal](#) for the first time, how to access your Training Account, how to purchase a course, how to book an exam, how to make a payment, how to manage your exam booking, and how to access your course and exam.

Important Notes:

- **To access the IATA Customer Portal and IATA Training Platform, we recommend Google Chrome (Internet Explorer is not supported).**
- **Make sure that you allow pop-ups and cookies in your browser.**

2. How to create an IATA Training Student Account

- a. If you don't have an IATA Customer Account, go to IATA Customer Portal: <https://portal.iata.org>
- b. click on "Create new user" and follow the steps to create your account.



Note: if you need any assistance in creating your IATA Customer Account, please contact IATA Customer Service at +1 (514) 390 6777

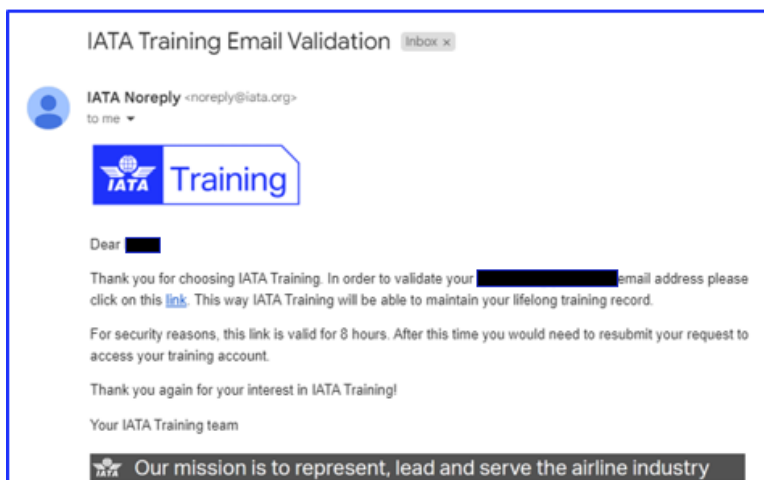
- c. Once your IATA Customer Account is successfully created, please log into IATA Customer Portal, and click on IATA Training Platform to complete your IATA Training profile.



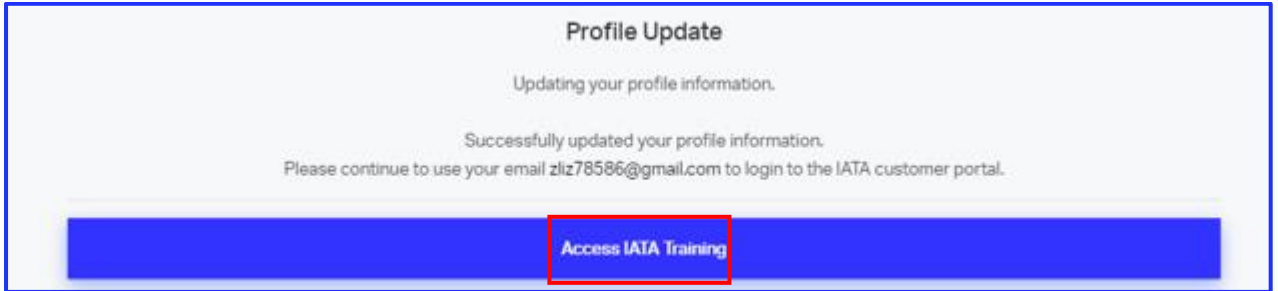
- d. Submit the required information for IATA Training Service

A screenshot of the IATA Training Service registration form. The form includes a 'Date of Birth' field with a calendar icon, a question 'Have you taken an IATA Training course before?' with radio button options for 'No', 'Yes', and 'I'm not sure', and a confirmation statement: 'By clicking Next you confirm you have read and agree to our Privacy Policy'. At the bottom, there are two buttons: 'Cancel' and 'Next'. The 'Next' button is highlighted with a red border.

- e. Verify your email address by clicking on the link in the IATA Training Email Validation email sent to you from IATA Noreply



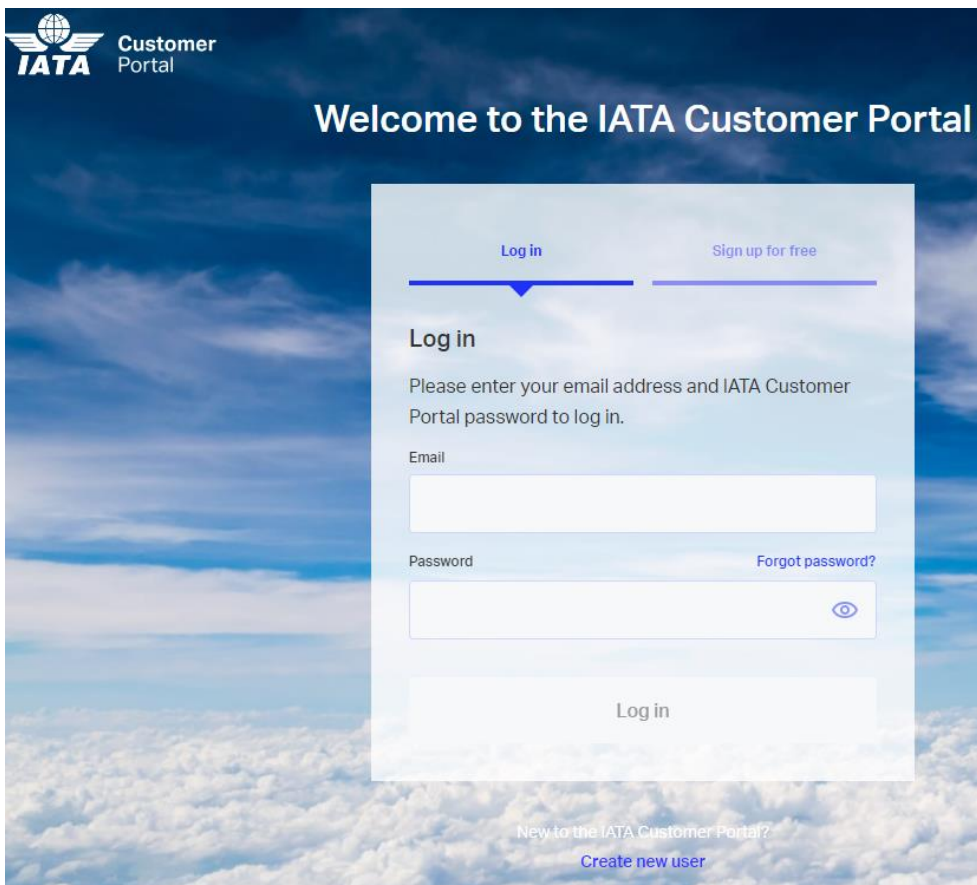
- f. Once your profile is updated for IATA Training service, your IATA Training Student Account will be created for you to access from IATA Customer Portal.



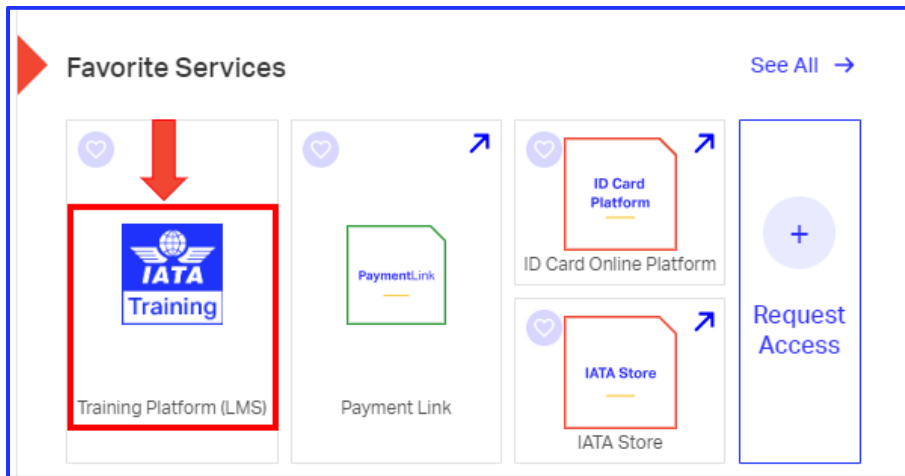
- g. If you already have an IATA Customer Account, log into IATA Customer Portal: <https://portal.iata.org> and follow the above step c-f to create your IATA Training Student Account

3. How to access IATA Training Service

- a. Log into IATA Customer Portal: <https://portal.iata.org> with your IATA Customer Account credentials.

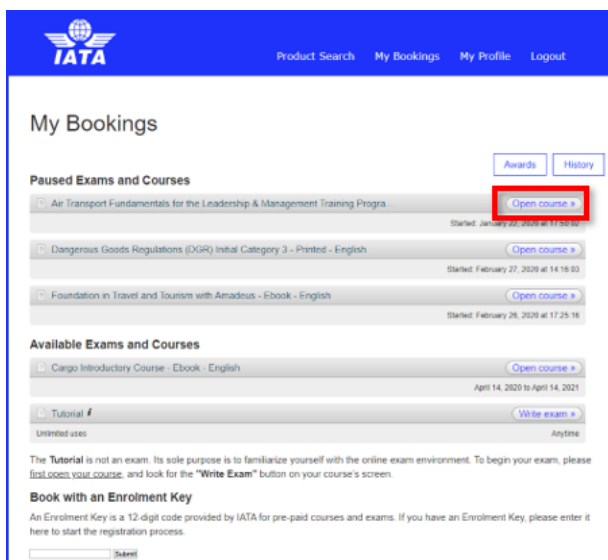
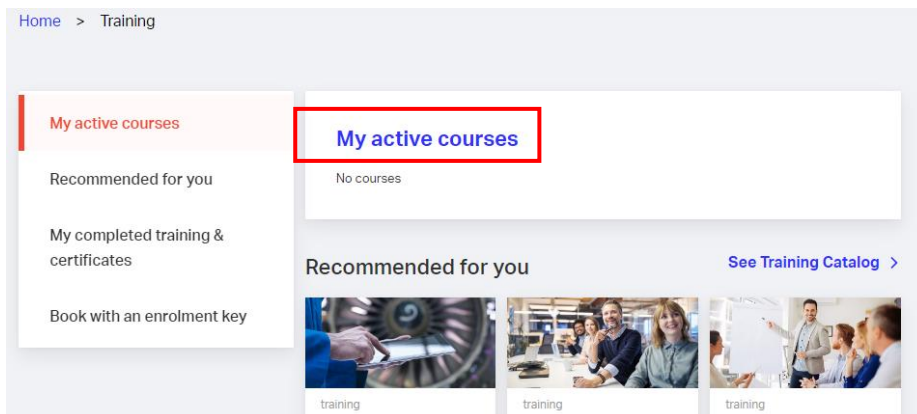


- b. Select IATA Training from your Favorite Services.



Note: "My active courses" and "My completed training & certificates" sections are currently under development. Once the development is done, your active courses will be listed in "My active courses" section and you will be able to download the certificates for your supervised(OERS) exams in the section of "My completed training & certificates".

- c. Click on **"My active courses"** to access your courses, exams, awards (for *unsupervised* exams only) in your IATA Training Student Account.



IATA Product Search My Bookings My Profile Logout

Welcome to your IATA Training Student Account

In your student account you can find your current courses and access your exams. You can also book yourself for a supervised (OERS) exam or withdraw from your current booking. If you used this account for your course with IATA Training in the past, you can find your past records by clicking on **History**.

Please read **important information** about your exams.

If you have studied individually with an e-book or printed study material, or you have studied with an Authorized Training Center (ATC) and your course has a supervised exam, please select **IATA OERS Exam - Online Exam with Remote Supervisions** below.

If you participated in a virtual classroom (a live Zoom session) with an IATA Instructor, and were assigned to write your exam by your instructor or Training Coordinator, please select **IATA LIVE Exams – Virtual Classroom Exams** below.

IATA OERS Exams - Online Exams With Remote Supervision

IATA LIVE Exams - Virtual Classroom Exams

Paused Exams and Courses **Awards** History

d. Check the recommended courses for you.

Home > Training

My active courses

Recommended for you

My completed training & certificates

Book with an enrolment key

My active courses

No courses

Recommended for you See Training Catalog >

training training training

e. If you enrol in a course through an IATA Authorized Training centre (ATC), you can book your exam with an enrolment key assigned by your school.

My active courses

Recommended for you

My completed training & certificates

Book with an enrolment key

training

Advanced Safety Management Systems (SMS) in Civil Aviation (classroom)

Air Navigation Services, Civil Aviation Authority

04/12/2023, Miami

training

Aircraft Airworthiness and Air Carrier Certification (classroom)

Airline, Civil Aviation Authority

06/5/2024, Beijing

training

Aircraft Recovery (classroom)

Airport

27/11/2023, Geneva

Use our interactive Skills Map to find your next course!

Explore your Passenger/Cargo training Journey

My completed training & certificates

No courses

Book with an enrolment key

An Enrolment Key is a 12-digit code provided by IATA for pre-paid courses and exams. If you have an Enrolment Key, please click on the link below to start the registration process.

If you don't have an Enrolment Key, please register for your course from our Website.

Enter your enrolment key >

[Awards](#) [History](#)

Available My Bookings

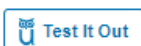
(OPTIONAL) Online Exam with Remote Supervision Preparation Quiz ⓘ	Write exam »
Unlimited uses	Anytime
(OPTIONAL) Tutorial ⓘ	Write exam »
Unlimited uses	Anytime

The Tutorial is not an exam. Its sole purpose is to familiarize yourself with the online exam environment.

The Test Your Equipment is applicable only for the online exams with remote supervision (OERS).

Test Your Equipment

Is your equipment ready for online proctoring?



Book with an Enrolment Key

[Submit](#)

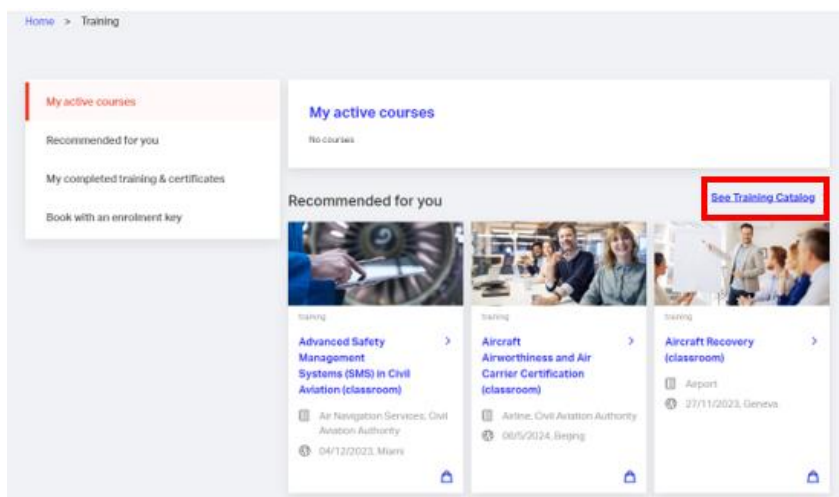
4. How to enroll in a course and book an exam

Important Note:

- Carefully read the Terms and Conditions: <https://www.iata.org/en/training/aboutus/terms-conditions/> before enrolling in a course.
- You will need to use Google Chrome browser and have pop-ups enabled. You can download and install Google Chrome at: <https://www.google.com/chrome>.
- You can place your order and bill it to your company. If you want to **bill your order to a company**, please go to [section 4.4](#).

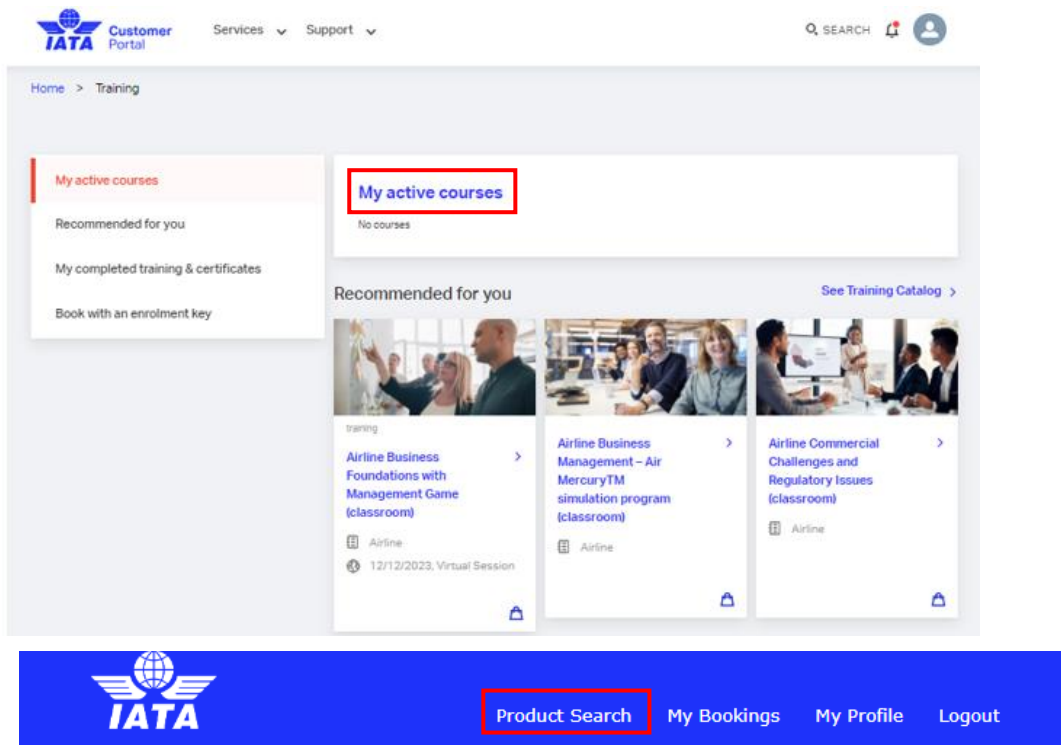
4.1. Search course

- a. Access IATA Training service through [IATA Customer Portal](#) and click "See Training Catalog" on IATA Training service page, you will land on the Courses & Diplomas page: www.iata.org/en/training/courses



Alternatively, you can click on “My active courses” to access your IATA Training Student Account and use the “Product Search” function to visit the Courses & Diplomas site:

www.iata.org/en/training/courses



Welcome to your IATA Training Student Account

In your student account you can find your current courses and access your exams. You can also book yourself for a supervised (OERS) exam or withdraw from your current booking. If you used this account for your course with IATA Training in the past, you can find your past records by clicking on **History**.

Please read **important information** about your exams.

If you have studied individually with an e-book or printed study material, or you have studied with an Authorized Training Center (ATC) and your course has a supervised exam, please select **IATA OERS Exam - Online Exam with Remote Supervisions** below.

If you participated in a virtual classroom (a live Zoom session) with an IATA Instructor, and were assigned to write your exam by your instructor or Training Coordinator, please select **IATA LIVE Exams – Virtual Classroom Exams** below.

IATA OERS Exams - Online Exams With Remote Supervision

IATA LIVE Exams - Virtual Classroom Exams

[Awards](#)

[History](#)

Paused Exams and Courses

[Airline Revenue Management \(partner-taught or self-study\) - eTextbook - English](#)

[Open course »](#)

- b. On the Courses & Diplomas page, enter keyword(s) or refine your search to find the course you would like to purchase and click on "SEARCH NOW".

Courses & Diplomas

An extensive training portfolio

Need Help?
[Contact us](#)

IATA Training enables you to be the best you can be. Every year, 100,000 participants trust the **unique industry insight** available from our courses. We are **ISO9001 certified, ACCET accredited**, and have more than 50 years of experience at the heart of the industry.

Our **professional subject matter experts** set the industry standards that are at the core of aviation and are the **prime source of our course content**. All our courses lead to internationally recognized qualifications.

[DOWNLOAD OUR CATALOG OF COURSES AND DIPLOMAS](#)



Classroom Schedule



Virtual Classroom Schedule



Diplomas



Training Network map



Training Centers



Customer Success Stories



Our instructors



Pricing



Certificates

Use the filters to find courses and diplomas that will help you get ahead in your career

Search

Enter keywords

SEARCH NOW

Refine by

INDUSTRY SECTOR

AREA OF STUDY

LEVEL

DELIVERY METHOD

LANGUAGE

COURSE/DIPLOMA

RESET

- c. Carefully read all information on the course page and make sure that you select a right course in a right format for you.
- d. Click on BUY E-BOOK or BUY PRINTED to continue.

Registration

Dev. Nations

USD 255 (e-book) / USD 255 (printed)

BUY E-BOOK

Regular

USD 280 (e-book) / USD 280 (printed)

BUY PRINTED

English

Note: Some self-study courses are available in one format (eBook or Printed) only. For e-Learning courses, the BUY NOW option will be displayed:

4.2. Book exam

If you enrol in a course with [OERS exam \(Online Exams with Remote Supervision\)](#), you need to book your exam while enrolling. Please select your preferred exam date and time from the available slots, then submit your booking.

Course Code: TCGP-12

What you're buying:

Product	Type	Valid until	Number of Attempts
Air Cargo Advanced Marketing (partner-taught or self-study) - Ebook, PUBP4015-03 - English	Course		
Air Cargo Advanced Marketing	Exam	November 20, 2024	2

* The above pricing may not reflect discounts. Click Book to see the final amount.

Online Exams with Remote Supervisions (OERS) are the official examination format for all IATA Self-study / Partner-taught courses.

*If you register to take an online exam, please be sure to **Test Your System** before completing your booking and read the [Complete Instructions](#).*

Please refer to the [Exam Calendar](#) to view all registration and cancellation deadlines for Online Exams.

Booking for Air Cargo Advanced Marketing Exam

Location: **Online Proctoring** ←

Select a time zone: (-05:00) Toronto, Canada ←

November 2023 | December 2023 | January 2024

Su	Mo	Tu	We	Th	Fr	Sa	Su	Mo	Tu	We	Th	Fr	Sa	Su	Mo	Tu	We	Th	Fr	Sa
			1	2	3	4						1	2		1	2	3	4	5	6
5	6	7	8	9	10	11	3	4	5	6	7	8	9	7	8	9	10	11	12	13
12	13	14	15	16	17	18	10	11	12	13	14	15	16	14	15	16	17	18	19	20
19	20	21	22	23	24	25	17	18	19	20	21	22	23	21	22	23	24	25	26	27
26	27	28	29	30			24	25	26	27	28	29	30	28	29	30	31			
							31													

Select a time: 09:30 ←

Submit Booking

Important Note:

- You can only book one exam per exam session (We offer six exam sessions a year).
- The e-Learning courses and courses with unsupervised exams do not require an exam booking.
- Please refer to the [OERS Information](#) page, [OERS User Guide](#), and [Unsupervised Online Exam User Guide](#) for more information on the exams.

4.3. Place order

- a. Enter a promo code (if applicable), fill out the Billing and Shipping Information, and select the payment method (Credit Card or Bank Transfer) to continue.

Purchase

Product	Quantity	Promo Code	Price
Air Cargo Advanced Marketing (partner-taught or self-study) - Ebook - English	1	<input type="text"/>	\$280.00

* The above pricing may not reflect discounts. Click continue to see the amount with discounts

Billing and Shipping Information

Please complete all required fields in Sentence Case (ex: John Smith) using only **Roman characters** (A-Z, 1-9).

Hong Kong and Macao residents should select 'Hong Kong SAR, China' and 'Macao SAR, China' in the country dropdown menu

If you would like to bill your organization, please ensure that your login email's domain reflects that of your current organization and [select your organization's details](#). Once done, come back to this page and refresh it so the Bill To drop-down is updated.

* Address 1

Address 2

* City

* Province/State

* Country

Zip/Postal code

Payment Type

Payment type

Click continue to see the final amount of your purchase. You will be asked to confirm and complete your purchase on the next page.

Note: The price indicated on this page does not include the applicable shipping fees and taxes. The total price will be calculated after the billing and shipping information is provided.

b. Make a payment

- **Credit Card Payment:** enter the credit card information, consent to IATA policies and terms & conditions, and click on " Pay"

Purchase

Product	Quantity	Promo Code	Price
Air Cargo Advanced Marketing (partner-taught or self-study) - Ebook - English	1	<input type="text"/>	\$280.00
5% GST, Canada			\$14.00
9.975% QST, Quebec			\$27.93
*Total »			\$321.93

Billing Details



We accept Visa, MasterCard, and American Express.

* Card number

* Name on card

* Card security code [What's this?](#)

* Card expiry date



Credit Card Address

* Address 1

Address 2

* City

Province/State

* Country

Zip/Postal code

How did you hear about us?

Staff ID

Additional Information



(For Internal IATA Use Only)

* I consent to the processing of my personal information in accordance with [IATA's Privacy Policy](#) and I understand and agree to the [Training T&Cs](#).



- **Bank Transfer Payment:** transfer the funds to IATA account provided on this page, enter the required bank transfer details, attached the SWIFT copy or the proof of payment issued by your bank, consent to IATA policies and terms & conditions, and Pay.

Purchase

Product	Quantity	Promo Code	Price
Air Cargo Advanced Marketing (partner-taught or self-study) - Ebook - English	1	<input type="text"/>	\$280.00
5% GST, Canada			\$14.00
9.975% QST, Quebec			\$27.93
*Total »			\$321.93

Billing Details

Bank detail

Royal Bank of Canada,
 1 Place Ville Marie
 Montreal, Quebec
 Canada H3C 3B5
 IATA Account Number: 400-749-8
 Bank Number: 003
 Branch Number: 00001
 Swift Code: ROYCCAT2
 US Correspondent Bank: JP Morgan Chase
 ABA NO: 021000021

If available, please reference your order number in the comments field of your bank transfer in order to ensure smooth payment application

Name of sender's bank

Date of transfer

Name of person or company executing transfer from sender's bank

* Bank transfer file

How did you hear about us?

* Staff ID

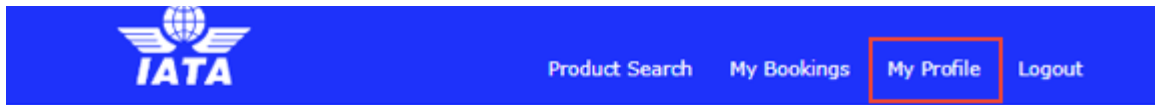
Additional Information

(For Internal IATA Use Only)

* I consent to the processing of my personal information in accordance with [IATA's Privacy Policy](#) and I understand and agree to the [Training T&Cs](#).

4.4. Bill to company

- a. In your IATA Training Student Account, click on My Profile and select “Belong to a company”



My Profile

[Edit Profile](#)

* Visit [iata](#) to edit your profile.

User ID: [REDACTED]
Name: [REDACTED]
Personal email: [REDACTED]
Company email: [REDACTED]
Address: 800 Square Victoria
Montreal, QC H4Z 1M1a Canada

[Review Purchases](#)

[My Awards](#)

[Belong to a company?](#)

[Resend Verification Email](#)

- b. Select your company and click on the “Select company” button at the end of the list.

Select a Company

Choose the company or branch for which you work.

- NEXO FORWARDING
ITURBARREN 21
ZIZUR MAYOR 31190
Spain
- Ground Services International
1215 Fairbanks Dr.
Carmel, AL 46033
United States
- NOW Company for Training
KING ABDULLAH RD,
RIYADH, SAUDI
ARABIA
Email : PC@NOW.SA
Riyadh 377055
Riyadh,11335 Saudi
Arabia
- sweetrips enterprise
Opp. baruah Clinical
laboratory
A.T. Road, Tarajan
Jorhat 785001 India
- Eaglerose Trading
San Lorenzo Sta.Rosa
Laguna
Sta.Rosa 4026
Philippines
- Ocean Miles Travel and Tours
Lot 2 Block 2 San
Antonio Avenue
San Antonio Valley 1
Parañaque City 1715
Philippines
- Pro aviation systems ltd
140-00502
Nairobi 254 Kenya
- Leonardo Malaysia Sdn Bhd
Lot 1 & 2, Helicopter
Centre
Sultan Abdul Aziz Shah
(SAAS) Airport
Subang, Selangor
47200 Malaysia
- SITA
ch de joinville 32
geneva 1216
Switzerland
- Global Service Solution FZCO
F103 02 Dubai Silicon
Oasis, HQ
Dubai 341205 United
Arab Emirates

[Select company](#)

- c. If the system does not suggest any companies, or none of the suggested companies match your company's profile, click on "Work at a different company" at the bottom of the page to create your company's profile.

Work at a different company? ←

Please provide your company's contact information:

In order to allow IATA to take into account your tax exemption and zero rate the invoice, it is imperative that you send your exemption proof in scanned version to taxes-lms@iata.org BEFORE you confirm your order on-line.

An official letter issued by the tax administration or a declaration issued by your own company on an official letterhead are acceptable.

Important: IATA will not be able to credit the tax amount charged, should you fail to provide your exemption proof before ordering.

If your Company is based in a EU Country, it is mandatory to enter your VAT number (excluding the initial 2-letter country code, no spaces) for validation against the EU database. In case your VAT number is entered correctly but it does not get validated, please check with your fiscal administration if your VAT Number has been properly added to the EU database (http://ec.europa.eu/taxation_customs/vies/vatRequest.html).

Important: Failing to input the VAT/GST/tax number of your organization often results in IATA lacking evidence to waive VAT/GST.

** Company Name

* Phone

* Address 1 ←

Address 2

City

Province/State

* Country

Zip/Postal code

* VAT Number

←

- d. Your company's profile will appear on "My Profile" page in your student account waiting for approval.

Product Search My Bookings My Profile Logout

My Profile

* Visit [iata](#) to edit your profile.

User ID:	953137	Review Purchases
Name:	Matus LR Macurak	My Awards
Personal email:	mt.macurak@gmail.com	
Company email:	matus@macurak.sk	
Address:	Asimova 6 Trenčín 05963 Slovakia	

Animals Travel Safe (awaiting approval)

User ID:	953137
Phone:	5148983626
Address:	3969 rue St Hubert suite 366 Montreal, AB H6L2D9 Canada
Price Level	Regular Price
Tax Exemptions	No

If your company qualifies for 0% tax by virtue of an exemption, please submit appropriate evidences to taxes-lms@iata.org. Wait for confirmation before placing an order. You will receive a confirmation email within two business days of your request. [Click for details](#).

Classroom training is available at special member pricing for IATA strategic partners, IATA airport advisors, IATA member airlines, ICAO members (ANS provider), ACI members, IGHC members, IATA ATCs, GSSA members, Accredited travel agency/cargo agents. Discounts are also available for members headquartered in [Developing Nations](#). Please [contact us](#) for further details.

- e. Once the company profile is approved, you can enrol in a course by following the above steps in section 4.1, 4.2, and 4.3 to place your order and bill to your company referring to the instruction on the **Billing and Shipping Information** page.

Important Note:

- It may take up to one week for IATA Training to approve a new company profile.
- Do Not enroll in a course before your company profile is approved.
- If you need any assistance in creating or editing your company profile, please contact us through [IATA Customer Portal](#).

5. Registration and Exam Booking Confirmation

You will receive an email confirmation for your course enrolment once your order is successfully submitted.

Dear [REDACTED]

Thank you for your purchase of **Air Cargo Advanced Marketing**.

The following information will appear on any certificates issued to you by IATA Training (in Roman characters only):

- First Name(s): [REDACTED]
- Family Name: [REDACTED]
- Date of Birth (MMDD): 0101

If any of this information is incorrect, please [contact our customer service team](#) as soon as possible before your next course or exam. Once issued, changes to your certificate may incur an amendment fee.

Purchase Order

Purchased By [REDACTED]

Order Number [REDACTED]

Date November 21, 2023 20:12 EST

Site International Air Transport Association

Subtotal \$280.00

Sales Tax \$41.93

Amount \$321.93

Payment Type Bank Transfer

Charges Air Cargo Advanced Marketing (partner-taught or self-study) - Ebook - English x 1

Booking Number [REDACTED]

[REDACTED]

Billing Address 800 Square Victoria
Montreal, QC H4Z 1M1a Canada

For those who take OERS exams, you will also receive an email confirmation about your exam booking details once your order payment is confirmed by IATA Finance. Please follow the instructions in the email to prepare for your exam.

Dear [REDACTED]

This email is to confirm your Online Exam with Remote Supervision (OERS) registration, and outlines the steps you must complete before the day of your exam.

The following information will appear on any certificates issued to you by IATA Training (in Roman characters only):

- First Names: [REDACTED]
- Family Name: [REDACTED]
- Date of Birth (MMDD): [REDACTED]

If any of this information is incorrect, please [contact our customer service team](#) as soon as possible before your next course or exam. Once issued, changes to your certificate may incur an amendment fee.

- It is mandatory for all students to complete and review the steps outlined in the [OERS User Guide](#), and our OERS demonstration video ([YouTube](#), [YouKu](#)). Please bookmark these URLs, so that you can always access the latest versions of the guides.
- Academic integrity is one of our top priorities. All students are expected to familiarize themselves and abide by our [Academic Integrity Policy](#) (AIP). Any behaviour that goes against IATA's AIP or ethical values could lead to the issuance of an Academic Dishonesty Notice (AD Notice), as well as the invalidation of any previously issued results and revocation of training kits & exams, without refund.
- You may only change the date and time of your booking before the registration deadline of the session you are booked into (March 01, 2024 23:59 ET).
- The list of allowable materials can be found in Appendix C of the [OERS User Guide](#). This list may be updated at any time, based on the changes made to the exam content.

Your booking details are as follows:

Exam Name: Airline Revenue Management
Exam Session: March 2024
Booking ID: [REDACTED]
User ID: [REDACTED]
IATA Portal Account: [REDACTED]
Appointment Time: 03/29/24 09:30 EDT
Withdrawal Deadline: March 01, 2024 23:59 ET

6. How to change an OERS exam booking

You may modify or change the date and/or time of your exam prior to the [Exam Registration / Cancellation / Change](#) deadline.

Note: If you are a student at an IATA Authorized Training Center (ATC), you must contact your ATC to change your exam booking.

- Go to "My Bookings" in your IATA Training Student Account
- Open the course for its exam booking that you want to change.

Welcome to your IATA Training Student Account

In your student account you can find your current courses and access your exams. You can also book yourself for a supervised (OERS) exam or withdraw from your current booking. If you used this account for your course with IATA Training in the past, you can find your past records by clicking on **History**.

Please read **important information** about your exams.

If you have studied individually with an e-book or printed study material, or you have studied with an Authorized Training Center (ATC) and your course has a supervised exam, please select **IATA OERS Exam - Online Exam with Remote Supervisions** below.

If you participated in a virtual classroom (a live Zoom session) with an IATA Instructor, and were assigned to write your exam by your instructor or Training Coordinator, please select **IATA LIVE Exams - Virtual Classroom Exams** below.

The screenshot shows the 'Welcome to your IATA Training Student Account' page. At the top, there are two yellow buttons: 'IATA OERS Exams - Online Exams With Remote Supervision' and 'IATA LIVE Exams - Virtual Classroom Exams'. Below these are 'Awards' and 'History' buttons. The main section is titled 'Paused Exams and Courses' and lists four items:

- Airline Revenue Management (partner-taught or self-study) - eTextbook - English. Started: January 10, 2023 at 11:11:20. An 'Open course »' button is highlighted with a red box.
- Airport Emergency Response Awareness (e-learning) - E-Learning - English. Started: September 10, 2021 at 19:07:23. An 'Open course »' button is visible.
- Aviation Security Awareness. Elapsed: 00:00:18. Started: June 14, 2023 at 07:47:19. A 'Resume exam »' button is visible.
- Aviation Security Awareness (partner-taught or self-study) - eTextbook - English. Started: June 14, 2023 at 07:44:08. An 'Open course »' button is visible.

- Click on the "Details" button for the exam.

eTextbook

[Back to Exams](#)

Course Resources

IMPORTANT NOTE: For students taking an Online Exam with Remote Supervision (OERS):

To start your exam:

- If you see the "Details" button, please **refresh your browser** until you can see the "Launch Exam" button.
- Click on "Launch Exam" and you will be referred to ProctorU to begin your exam.

Note: You will only be able to start your exam within 15 minutes of your scheduled exam time. For example, if your exam start time is 13.00 UTC+3, you can start your exam between 13.00 and 13.15 UTC+3. If you miss this 15-minute window, you will be automatically marked "No-Show".

For students taking an Unsupervised exam

After completing all the course modules in your e-learning course, please access your exam by clicking on "Write Exam".

The screenshot shows the 'eTextbook' page. At the top, there is a 'Back to Exams' link. Below is the 'Course Resources' section with an 'IMPORTANT NOTE' and instructions on how to start an exam. A 'Note' explains the 15-minute exam start window. There are two instructions for students taking an unsupervised exam. At the bottom, there is a list of items:

- Airline Revenue Management. Exam. A 'Details »' button is highlighted with a red box.
- Airline Revenue Management eTextbook_Ed4.pdf. File. A 'Complete' button is visible.

- d. Click on "Withdraw from this booking".

Appointments

[Withdraw from this booking](#)

Booking Number	0001756520
Exam Name	Airline Revenue Management
Exam Start Time	03/22/24 01:10 EDT
Exam End Time	03/22/24 04:10 EDT

Exam available in:
121d 2h 8m 42s

[Back to launch page](#)

- e. After the exam booking is withdrawn, you can open the course on the launch page and rebook your exam at your preferred date and time. You will receive a new exam booking confirmation email for your new booking.

Welcome to your IATA Training Student Account

Booking has been withdrawn.

In your student account you can find your current courses and access your exams. You can also book yourself for a supervised (OERS) exam or withdraw from your current booking. If you used this account for your course with IATA Training in the past, you can find your past records by clicking on **History**.

Please read **important information** about your exams.

If you have studied individually with an e-book or printed study material, or you have studied with an Authorized Training Center (ATC) and your course has a supervised exam, please select **IATA OERS Exam - Online Exam with Remote Supervisions** below.

If you participated in a virtual classroom (a live Zoom session) with an IATA Instructor, and were assigned to write your exam by your instructor or Training Coordinator, please select **IATA LIVE Exams - Virtual Classroom Exams** below.

IATA OERS Exams - Online Exams With Remote Supervision

IATA LIVE Exams - Virtual Classroom Exams

[Awards](#)

[History](#)

Paused Exams and Courses

[Airline Revenue Management \(partner-taught or self-study\) - eTextbook - English](#)

[Open course »](#)

Started: January 10, 2023 at 11:11:20

[Back to Exams](#)

Course Resources

IMPORTANT NOTE: For students taking an Online Exam with Remote Supervision (OERS):

To start your exam:

1. If you see the "Details" button, please **refresh your browser** until you can see the "Launch Exam" button.
2. Click on "Launch Exam" and you will be referred to ProctorU to begin your exam.

Note: You will only be able to start your exam within 15 minutes of your scheduled exam time. For example, if your exam start time is 13.00 UTC+3, you can start your exam between 13.00 and 13.15 UTC+3. If you miss this 15-minute window, you will be automatically marked "No-Show".

For students taking an Unsupervised exam

After completing all the course modules in your e-learning course, please access your exam by clicking on "Write Exam".

[Airline Revenue Management](#)

[Book »](#)

Exam

7. Need assistance?

Should you need any assistance with your course enrolment or exam booking, please check our FAQs, contact us through the [IATA Customer Portal](#), or call us on **+1 (514) 390 6777**.

