



# IGOM IMPLEMENTATION

*October 2015*

## INDEX:

1.1	Executive Summary Report	p. 2 - 3
1.2	BMA Target Status	p. 4
Appendix A	Regional Details	p. 5 - 13

## 1.1 Executive Summary Report

**BMA Target for 2015: 35% of IATA Members to complete the Gap Analysis and/or Start/Complete IGOM Implementation.**

*\*Note: At the time the BMA Target was set, IATA had 248 Member Airlines. Therefore it has been agreed that the target of 87 Member Airlines is locked in despite changes in IATA Membership*

### As of October 15<sup>th</sup> 2015:

- **99 Member Airlines** have completed the Gap Analysis or have started and/or completed the IGOM Implementation = **113.79% of BMA Target met**
- **45 Member Airlines** have started the Gap Analysis
- **102 Member Airlines** have not started the Gap Analysis nor the IGOM Implementation:
  - o 8 Airlines have plans to start the Gap Analysis or IGOM Implementation
  - o 29 Airlines are in the process of gathering information

*Detailed explanations are available in Appendix A of this report*
- **8 Member Airlines** currently have **“No Information Available”**

Since last month, the number of Airlines that have met the BMA has increased by **8.04%**. Please see **Fig. 1 & 2** below:

**Fig. 1**

BMA met	
March-15	31.03%
April-15	72.41%
May-15	77.01%
June-15	83.91%
July-15	93.10%
August-15	100.00%
September-15	105.75%
October-15	113.79%

**Fig. 2**

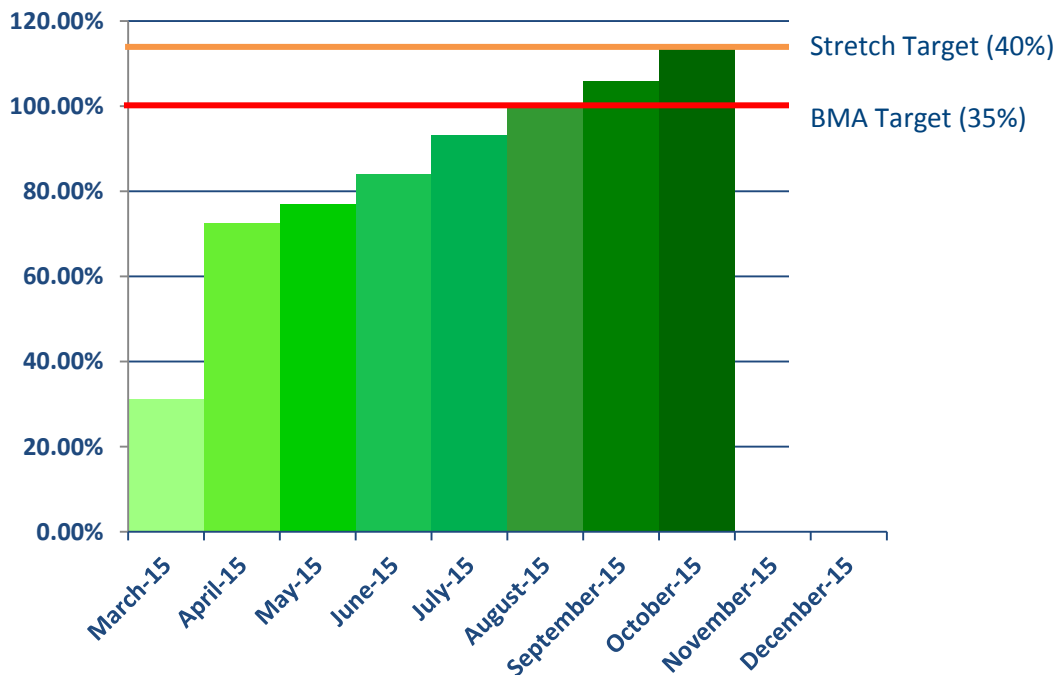


Fig. 3 & 4 below summarizes the overall status from March to October 2015. Complete details are shown in section 1.3 of this report.

Fig. 3

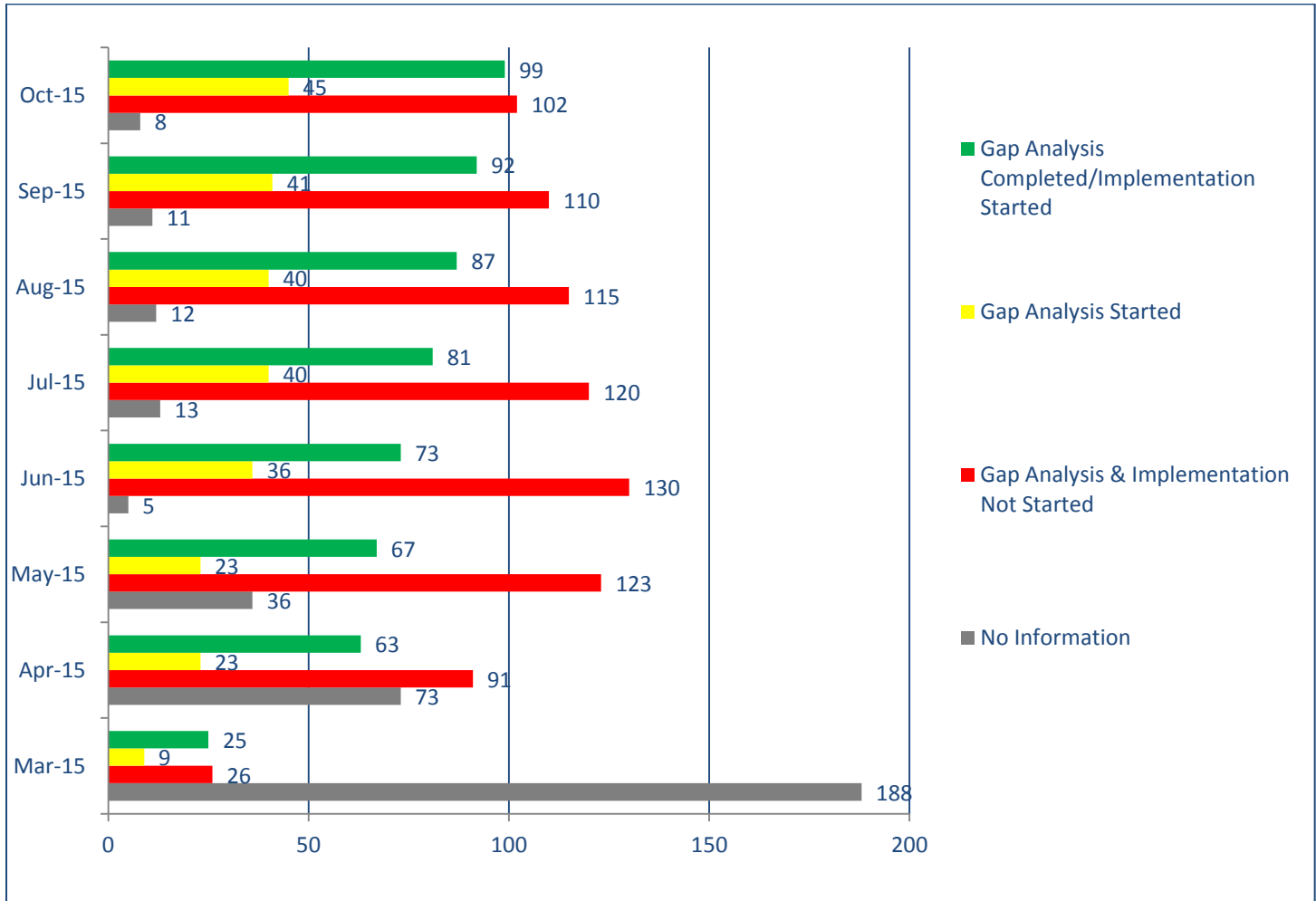
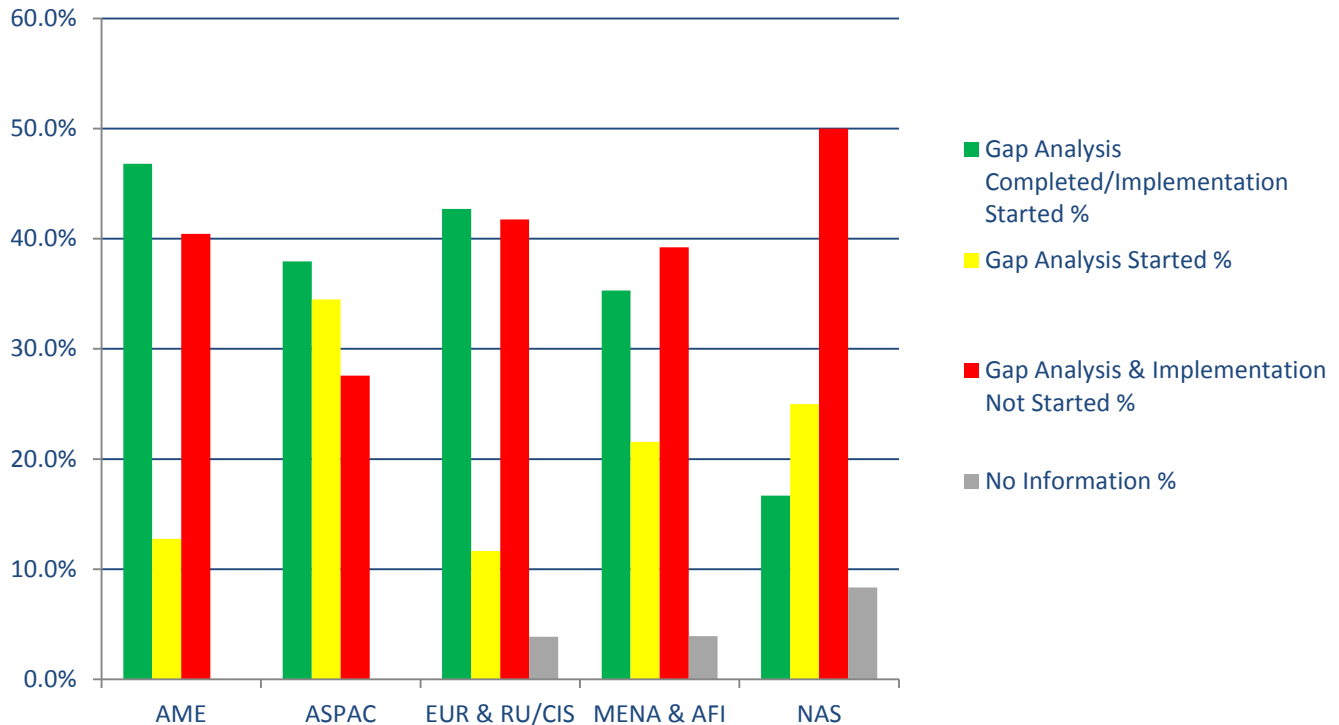


Fig. 4

	Mar-15	Apr-15	May-15	Jun-15	Jul-15	Aug-15	Sep-15	Oct-15
<b>Gap Analysis Completed/Implementation Started</b>	25	63	67	73	81	87	92	99
<b>Gap Analysis Started</b>	9	23	23	36	40	40	41	45
<b>Gap Analysis &amp; Implementation Not Started</b>	26	91	123	130	120	115	110	102
<b>No Information</b>	188	73	36	5	13	12	11	8
<b>Total:</b>	248	250	249	244	254	254	254	254

## 1.3 Overall Status across IATA Members

### October – Regional Breakdown:



Region	Gap Analysis Completed/Implementation Started		Gap Analysis Started		Gap Analysis & Implementation Not Started		No Information		Members
	#	%	#	%	#	%	#	%	
Member Airlines									
AME	22	46.8%	6	12.8%	19	40.4%	0	0.0%	47
ASPAC	11	37.9%	10	34.5%	8	27.6%	0	0.0%	29
EUR & RU/CIS	44	42.7%	12	11.7%	43	41.7%	4	3.9%	103
MENA & AFI	18	35.3%	11	21.6%	20	39.2%	2	3.9%	51
NAS	4	16.7%	6	25.0%	12	50.0%	2	8.3%	24
Total:	99	38.98%	45	17.72%	102	40.16%	8	3.15%	254

## Appendix A

Legend:

- Gap Analysis Completed/Implementation Started
- Gap Analysis Started
- Gap Analysis & Implementation Not Started
- No Information

### AMERICAS:

Company Code	Company Name	Country	Region
TS	Air Transat	Canada	AME
LA	Lan Airlines	Chile	AME
4M	Lan Argentina	Argentina	AME
LP	Lan Peru	Peru	AME
XL	LanEcuador	Ecuador	AME
PZ	TAM - Transportes Aereos del Mercosur Sociedad Anonima	Paraguay	AME
JJ	TAM Linhas Aereas	Brazil	AME
G3	VRG Linhas Aereas S.A. - Grupo GOL	Brazil	AME
AR	Aerolineas Argentinas	Argentina	AME
AC	Air Canada	Canada	AME
AU	Austral	Argentina	AME
7i	InselAir	Curaçao	AME
PY	Surinam Airways	Suriname	AME
UA	United Airlines	United States	AME
AA	American Airlines	United States	AME
AD	Azul Brazilian Airlines	Brazil	AME
BW	Caribbean Airlines	Trinidad	AME
HA	Hawaiian Airlines	United States	AME
US	US Airways	United States	AME
EQ	TAME - Linea Aerea del Ecuador	Ecuador	AME
AM	Aeromexico	Mexico	AME
AS	Alaska Airlines	United States	AME
AV	AVIANCA	Colombia	AME
OB	Boliviana de Aviacion - BoA	Bolivia	AME
W8	Cargojet Airways	Canada	AME
DL	Delta Air Lines	United States	AME
4O	Interjet	Mexico	AME



H2	SKY Airline	Chile	AME
M3	ABSA Cargo Airline	Brazil	AME
P5	Aero Republica	Colombia	AME
2K	Aerolineas Galapagos S.A. Aerogal	Ecuador	AME
5Y	Atlas Air	United States	AME
O6	Avianca Brasil	Brazil	AME
UP	Bahamasair	Bahamas	AME
CM	COPA Airlines	Panama	AME
CU	Cubana	Cuba	AME
FX	Federal Express	United States	AME
B6	JetBlue	United States	AME
LR	LACSA	Costa Rica	AME
UC	Lan Cargo	Chile	AME
LI	LIAT Airlines	Antigua and Barbuda	AME
M7	MAS AIR	Mexico	AME
S3	Santa Barbara	Venezuela	AME
TA	TACA	El Salvador	AME
T0	TACA Peru	Peru	AME
5X	UPS Airlines	United States	AME
Y4*	Volaris	Mexico	AME

**Reasons for “Not Starting” Implementation:**

Gap Analysis & Implementation Not Started		
1.1 Not Started - Content Not Suitable	0.00%	0
1.2 Not Started - Not Available in Language	0.00%	0
1.3 Not Started - Insufficient Resources	26.32%	5
1.4 Not Started - Insufficient Know-How	21.05%	4
1.5 Not Started - Other	52.63%	10
<b>Total:</b>		<b>19</b>

1.5 Other	% of Member Airlines	# of Member Airlines
Plan for Gap Analysis/start implementing IGOM	20.00%	2
No Plan for Gap Analysis/IGOM Implementation	0.00%	0
"Gathering Information"	70.00%	7
No Clear Explanation	10.00%	1
<b>Total:</b>		<b>10</b>



**ASPAC:**

Company Code	Company Name	Country	Region
KE	Korean Air	Korea	ASPAC
NF	Air Vanuatu	Vanuatu	ASPAC
GA	Garuda	Indonesia	ASPAC
9W	Jet Airways	India	ASPAC
MH	Malaysia Airlines	Malaysia	ASPAC
PR	PAL	Philippines	ASPAC
BI	Royal Brunei	Brunei Darussalam	ASPAC
VA	Virgin Australia	Australia	ASPAC
OZ	Asiana	Korea	ASPAC
SQ	SIA	Singapore	ASPAC
UL	SriLankan	Sri Lanka	ASPAC
NZ	Air New Zealand	New Zealand	ASPAC
PX	Air Niugini	Independent State of Papua New Guinea	ASPAC
TN	Air Tahiti Nui	French Polynesia	ASPAC
NH	All Nippon Airways	Japan	ASPAC
PG	Bangkok Air	Thailand	ASPAC
FJ	Fiji Airways	Fiji	ASPAC
JL	Japan Airlines	Japan	ASPAC
QF	Qantas	Australia	ASPAC
MI	Silkair	Singapore	ASPAC
TG	Thai Airways International	Thailand	ASPAC
TY	Air Caledonie	New Caledonia	ASPAC
AI	Air India	India	ASPAC
VT	Air Tahiti	French Polynesia	ASPAC
SB	Aircalin	New Caledonia	ASPAC
BG	Biman	Bangladesh	ASPAC
KZ	Nippon Cargo Airlines (NCA)	Japan	ASPAC
PK	PIA	Pakistan	ASPAC
VN	Vietnam Airlines	Vietnam	ASPAC

**Reasons for “Not Starting” Implementation:**

Gap Analysis & Implementation Not Started		
1.1 Not Started - Content Not Suitable	0.00%	0
1.2 Not Started - Not Available in Language	0.00%	0
1.3 Not Started - Insufficient Resources	0.00%	0
1.4 Not Started - Insufficient Know-How	0.00%	0
1.5 Not Started - Other	100.00%	8
<b>Total:</b>		<b>8</b>



1.5 Other	% of Member Airlines	# of Member Airlines
Plan for Gap Analysis/start implementing IGOM	37.50%	3
No Plan for Gap Analysis/IGOM Implementation	25.00%	2
No Clear Explanation	37.50%	3
Total:		8

EUR & RU/CIS:

Company Code	Company Name	Country	Region
J2	Azerbaijan Airlines	Azerbaijan	RU/CIS
UT	UTair	Russian Federation	RU/CIS
LY	EL AL	Israel	EUR
EI	Aer Lingus	Ireland	EUR
SU	Aeroflot	Russian Federation	RU/CIS
KC	Air Astana	Kazakhstan	RU/CIS
RU	AirBridgeCargo Airlines	Russian Federation	RU/CIS
BA	British Airways	United Kingdom	EUR
BE	flybe	United Kingdom	EUR
IB	IBERIA	Spain	EUR
S4	SATA Internacional	Portugal	EUR
RO	TAROM	Romania	EUR
VS	Virgin Atlantic	United Kingdom	EUR
AZ	Alitalia	Italy	EUR
BM	bmi Regional	United Kingdom	EUR
DE	Condor	Germany	EUR
HR*	Hahn Air	Germany	EUR
3L	InterSky	Austria	EUR
KL	KLM	Netherlands	EUR
PC	Pegasus Airlines	Turkey	EUR
FV	Rossiya Airlines	Russian Federation	RU/CIS
SP	SATA Air A?ores	Portugal	EUR
XQ*	SunExpress	Turkey	EUR
TP	TAP Portugal	Portugal	EUR
TK	THY - Turkish Airlines	Turkey	EUR
X3*	TUIfly	Germany	EUR
UX	Air Europa	Spain	EUR
KM	Air Malta	Malta	EUR
YW	Air Nostrum	Spain	EUR
KK	Atlasjet Airlines	Turkey	EUR
KF	Blue1	Finland	EUR
CV	Cargolux S.A.	Luxembourg	EUR
YU	Euroatlantic Airways	Portugal	EUR
ST	Germania	Germany	EUR





5K	Hi Fly	Portugal	EUR
PS	Ukraine International Airlines	Ukraine	RU/CIS
A3	Aegean Airlines	Greece	EUR
ZI	Aigle Azur	France	EUR
BT	Air Baltic	Latvia	EUR
AF	Air France	France	EUR
JU	Air SERBIA a.d. Beograd	Serbia	EUR
OS	Austrian	Austria	EUR
SS	Corsair International	France	EUR
OA	Olympic Air	Greece	EUR
9U	Air Moldova	Moldova, Republic of	RU/CIS
OU	Croatia Airlines	Croatia	EUR
EW	Eurowings	Germany	EUR
AY	Finnair	Finland	EUR
FI	Icelandair	Iceland	EUR
LO	LOT Polish Airlines	Poland	EUR
LH	Lufthansa	Germany	EUR
LH	Lufthansa	Germany	EUR
CL	Lufthansa CityLine	Germany	EUR
8Q	Onur Air	Turkey	EUR
SK	SAS	Sweden	EUR
LX	SWISS	Switzerland	EUR
JP	Adria Airways	Slovenia	EUR
UU	Air Austral	France	EUR
AB	Air Berlin	Germany	EUR
XK	Air Corsica	France	EUR
IZ	Arkia Israeli Airlines	Israel	EUR
JA*	B&H Airlines	Bosnia and Herzegovina	EUR
B2	Belavia - Belarusian Airlines	Belarus	RU/CIS
8H	BH AIR	Bulgaria	EUR
NT	Binter Canarias	Spain	EUR
BV	Blue Panorama	Italy	EUR
SN	Brussels Airlines	Belgium	EUR
FB	Bulgaria air	Bulgaria	EUR
5C	C.A.L. Cargo Airlines	Israel	EUR
V3	Carpatair	Romania	EUR
WX	CityJet	Ireland	EUR
XC	Corendon Airlines	Turkey	EUR
OK	Czech Airlines j.s.c	Czech Republic	EUR
D0	DHL Air	United Kingdom	EUR
D9	Donavia	Russian Federation	RU/CIS
OV	Estonian Air	Estonia	EUR



QY	European Air Transport	Germany	EUR
FH	Freebird Airlines	Turkey	EUR
A9	Georgian Airways	Georgia	RU/CIS
6H	Israir	Israel	EUR
R3	JSC Aircompany Yakutia	Russian Federation	RU/CIS
5N	JSC Nordavia-RA	Russian Federation	RU/CIS
N4	LLC "NORD WIND"	Russian Federation	RU/CIS
LG	Luxair	Luxembourg	EUR
TF	Malm? Aviation	Sweden	EUR
MP	Martinair Cargo	Netherlands	EUR
IG	Meridiana fly	Italy	EUR
YM	Montenegro Airlines	Montenegro	EUR
HG	NIKI	Austria	EUR
NI	PGA-Portug?lia Airlines	Portugal	EUR
PV	PrivatAir	Switzerland	EUR
S7	Siberia Airlines	Russian Federation	RU/CIS
3V	TNT Airways S.A.	Belgium	EUR
UN	Transaero	Russian Federation	RU/CIS
HY	Uzbekistan Airways	Uzbekistan	RU/CIS
VG	VLM Airlines	Belgium	EUR
VI*	Volga-Dnepr Airlines	Russian Federation	RU/CIS
WI	White coloured by you	Portugal	EUR
WF	Wideroe	Norway	EUR
Z6*	Dniproavia	Ukraine	RU/CIS
R2	Orenair	Federation	RU/CIS
U6	Ural Airlines	Federation	RU/CIS
VY	Vueling	Spain	EUR

**Reasons for “Not Starting” Implementation:**

Gap Analysis & Implementation Not Started		
1.1 Not Started - Content Not Suitable	0.00%	0
1.2 Not Started - Not Available in Language	4.65%	2
1.3 Not Started - Insufficient Resources	16.28%	7
1.4 Not Started - Insufficient Know-How	2.33%	1
1.5 Not Started - Other	76.74%	33
<b>Total:</b>		<b>43</b>

1.2 Not Available in Language	% of Member Airlines	# of Member Airlines
Russian	100.00%	2
<b>Total:</b>		<b>2</b>



1.5 Other	% of Member Airlines	# of Member Airlines
Plan for Gap Analysis/start implementing IGOM	0.00%	0
No Plan for Gap Analysis/IGOM Implementation	0.00%	0
"Gathering Information"	84.85%	28
No Clear Explanation	15.15%	5
Total:		33

### MENA & AFI:

Company Code	Company Name	Country	Region
G9	Air Arabia	United Arab Emirates	MENA
IR	Iran Air	Iran, Islamic Republic of	MENA
R5	Jordan Aviation	Jordan	MENA
ME	MEA	Lebanon	MENA
RJ	Royal Jordanian	Jordan	MENA
SD	Sudan Airways	Sudan	MENA
MK	Air Mauritius	Mauritius	AFI
W3	Arik Air	Nigeria	AFI
EK	Emirates	United Arab Emirates	MENA
EY	Etihad Airways	United Arab Emirates	MENA
GF	Gulf Air	Bahrain	MENA
BJ	Nouvelair	Tunisia	MENA
QR	Qatar Airways	Qatar	MENA
DT	TAAG - Angola Airlines	Angola	AFI
TU	Tunisair	Tunisia	MENA
SA	SAA	South Africa	AFI
KQ	Kenya Airways	Kenya	AFI
VR	TACV Cabo Verde Airlines	Cape Verde	AFI
UJ	AlMasria Universal Airlines	Egypt	MENA
MS	Egyptair	Egypt	MENA
EP	Iran Aseman Airlines	Iran, Islamic Republic of	MENA
Y9	Kish Air	Iran, Islamic Republic of	MENA
W5	Mahan Air	Iran, Islamic Republic of	MENA
NP	Nile Air	Egypt	MENA
WY	Oman Air	Oman	MENA
AT	Royal Air Maroc	Morocco	MENA
SV	Saudi Arabian Airlines	Saudi Arabia	MENA
SF	Tassili Airlines	Algeria	MENA
IY	Yemenia	Yemen	MENA
8U	Afriqiyah Airways	Libya	MENA
AH	Air Algérie	Algeria	MENA
BP	Air Botswana	Botswana	AFI



MD	Air Madagascar	Madagascar	AFI
SW	Air Namibia	Namibia	AFI
HM	Air Seychelles	Seychelles	AFI
4Z	Airlink	South Africa	AFI
K4	ALS	Kenya	AFI
MN	Comair	South Africa	AFI
ES*	DHL Aviation EEMEA B.S.C.(c)	Bahrain	MENA
ET	Ethiopian Airlines	Ethiopia	AFI
D6	Interair	South Africa	AFI
J9	Jazeera Airways	Kuwait	MENA
KU	Kuwait Airways	Kuwait	MENA
TM	LAM	Mozambique	AFI
NE	Nesma Airlines	Egypt	MENA
PW	Precision Air	Tanzania, United Republic of	AFI
FA*	Safair	South Africa	AFI
4Q	Safi Airways	Afghanistan	MENA
XZ	South African Express Airways	South Africa	AFI
NG	Aero Contractors	Nigeria	AFI
WB	RwandAir	Rwanda	AFI

**Reasons for “Not Starting” Implementation:**

Gap Analysis & Implementation Not Started		
1.1 Not Started - Content Not Suitable	0.00%	0
1.2 Not Started - Not Available in Language	0.00%	0
1.3 Not Started - Insufficient Resources	5.00%	1
1.4 Not Started - Insufficient Know-How	5.00%	1
1.5 Not Started - Other	90.00%	18
<b>Total:</b>		<b>20</b>

1.5 Other	% of Member Airlines	# of Member Airlines
Plan for Gap Analysis/start implementing IGOM	16.67%	3
No Plan for Gap Analysis/IGOM Implementation	0.00%	0
"Gathering Information"	5.56%	1
No Clear Explanation	77.78%	14
<b>Total:</b>		<b>18</b>



**N.ASIA & CHINA:**

Company Code	Company Name	Country	Region
CX	Cathay Pacific	Hong Kong SAR, China	NAS
OM	MIAT	Mongolia	NAS
KA	Dragonair	Hong Kong SAR, China	NAS
CI	China Airlines	Chinese Taipei	NAS
JS	Air Koryo	Korea, Democratic People's Republic of	NAS
CZ	China Southern Airlines	China (People's Republic of)	NAS
HX	Hong Kong Airlines	Hong Kong SAR, China	NAS
UO	Hong Kong Express Airways	Hong Kong SAR, China	NAS
HO	Juneyao Airlines	China (People's Republic of)	NAS
GS	Tianjin Airlines	China (People's Republic of)	NAS
CA	Air China Limited	China (People's Republic of)	NAS
CK	China Cargo Airlines	China (People's Republic of)	NAS
MU	China Eastern	China (People's Republic of)	NAS
8Y*	China Postal Airlines	China (People's Republic of)	NAS
BR	EVA Air	Chinese Taipei	NAS
HU	Hainan Airlines	China (People's Republic of)	NAS
SC	Shandong Airlines	China (People's Republic of)	NAS
FM	Shanghai Airlines	China (People's Republic of)	NAS
ZH	Shenzhen Airlines	China (People's Republic of)	NAS
3U	Sichuan Airlines	China (People's Republic of)	NAS
GE	TransAsia Airways	Chinese Taipei	NAS
MF	Xiamen Airlines	China (People's Republic of)	NAS
NX	Air Macau	Macao SAR, China	NAS
AE	Mandarin Airlines	Chinese Taipei	NAS

**Reasons for “Not Starting” Implementation:**

Gap Analysis & Implementation Not Started		
1.1 Not Started - Content Not Suitable	0.00%	0
1.2 Not Started - Not Available in Language	16.67%	2
1.3 Not Started - Insufficient Resources	25.00%	3
1.4 Not Started - Insufficient Know-How	58.33%	7
1.5 Not Started - Other	0.00%	0
<b>Total:</b>		<b>12</b>

1.2 Not Available in Language	% of Member Airlines	# of Member Airline
Chinese	100.00%	2
<b>Total:</b>		<b>2</b>