



# JIG Updates

**Ibon Ibarrola-Armendariz, JIG Technical Manager**  
**IATA Energy Forum. Kuala Lumpur, Malaysia – November 2023**

*Note: The procedures and practices presented in this document are best practice recommendations only. JOINT INSPECTION GROUP Ltd and/or the JIG Member presenting this document makes no claim or warranty whatsoever as to their completeness or suitability. JOINT INSPECTION GROUP Ltd and its Members shall have no liability to third parties in relation to following, or not following the recommendations contained herein.*



01

## JIG Standards & Members

Standards, Members, Inspections, Events

02

## JIG Learning Hub

JIG online training available to the Industry

03

## JIG in a changing environment

Our journey to the future

04

## JIG Committee updates

JIG Committees

05

## Q & A



# The Aviation Journey...

Over 100 years in this journey. Commercial aviation began in 1914 with the first scheduled flight. It expanded post-WWII, driven by jet engines and globalization, revolutionizing global travel.



1914



1970



2024



Tomorrow...



# JIG fast facts and what we do



## **Founded in 1970s to create common guidelines for joint ventures**

JIG is a member of the IATA TFG. IATA participates in the JIG Operations Committee.



## **Standards endorsed by IATA since 2001**

JIG is a member of the IATA TFG. IATA participates in the JIG Operations Committee.



## **One of the International Standards accepted by ICAO**

Listed in ICAO 9977



## **Standards maintained and updated by industry experts**

Active in Storage, Transport, Into-plane activities and Product Quality



## **Supported by world-leading inspection programme**

Encourages continuous improvement and feedback mechanism to improve the Standards






# JIG Standards in the World



Approximately 45% of jet fuel in the world is supplied through more than 2750 JIG Member facilities that follow JIG Standards




# Not only operating Standards.....



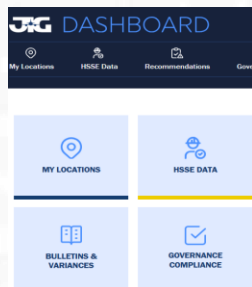
## HSSE Management Standard

- With supporting materials for sites
- Completed with a HSSE Checklist for Inspections



## Governance Manual

- A collection of management good practice
- Supported with the Business Risks Assessments Tools



## JIG Dashboard

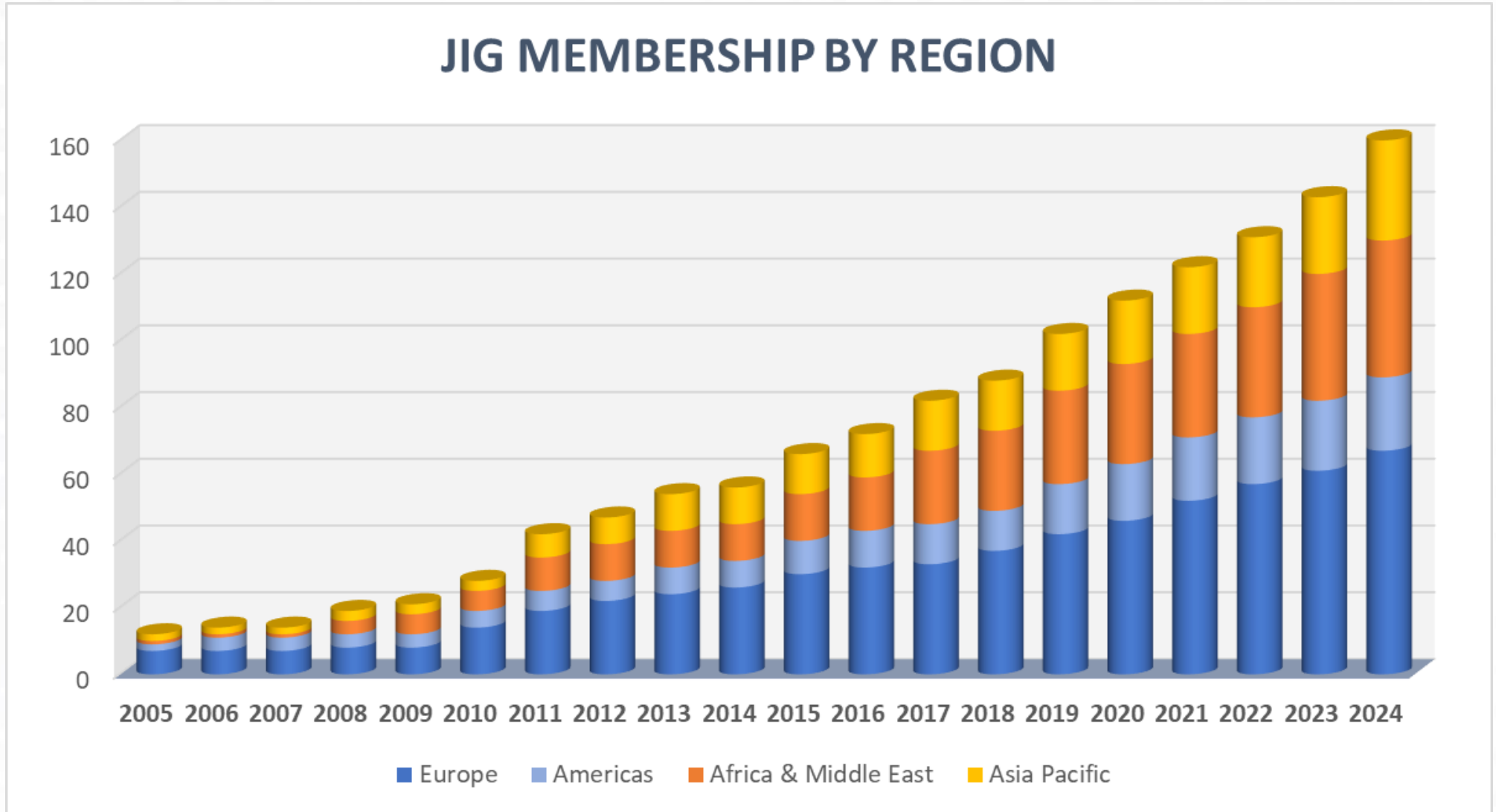
- All of your JIG sites' management data in one place



# Membership by region

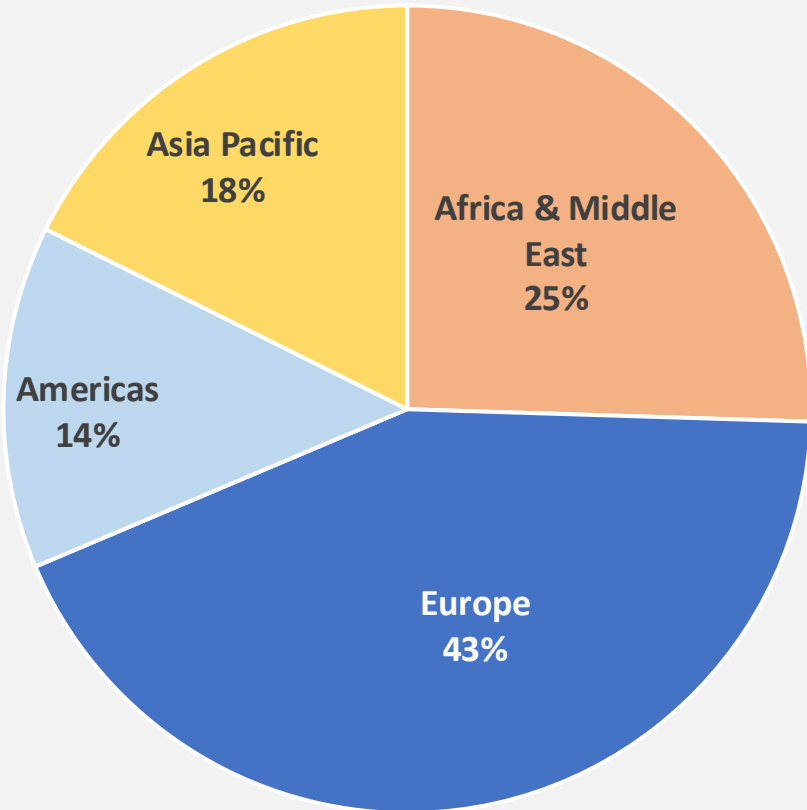
**160 JIG  
Members  
now**

Since 2019, we  
have 10 new  
Members every  
year

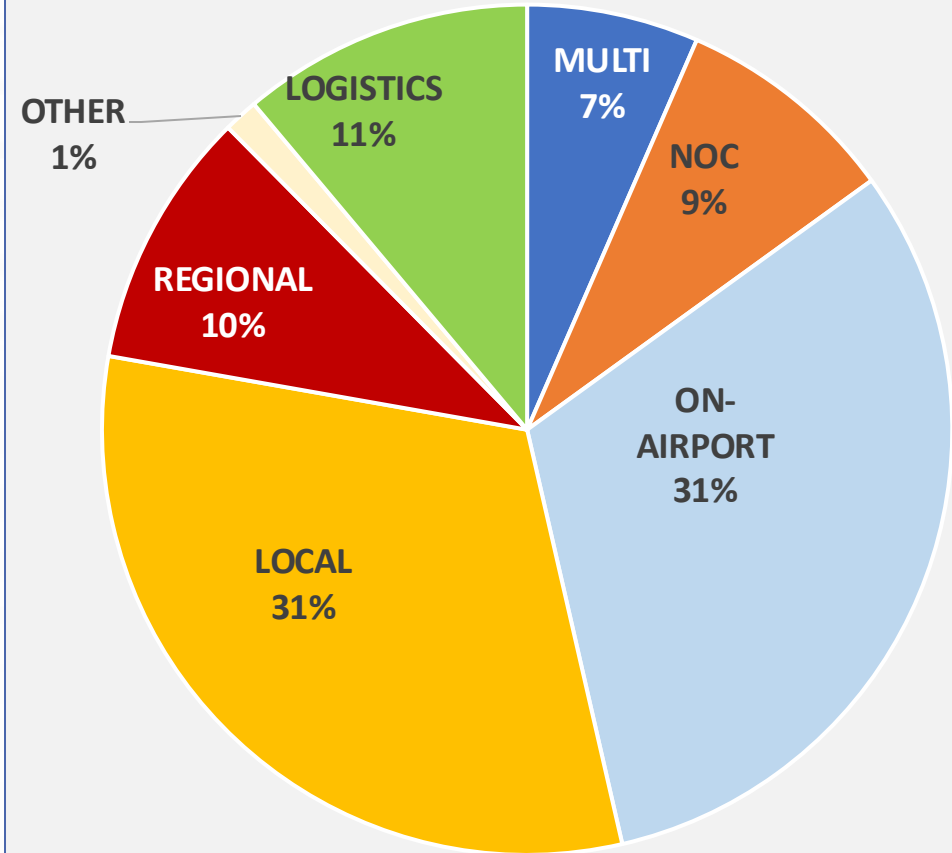


# JIG Member details

JIG MEMBERSHIP DISTRIBUTION



JIG MEMBER ORGANISATIONS





# JIG in a changing environment

Standards and  
Inspection programme



Workshops & Learning  
from Operations



LFOs, HSSE MS,  
Safety Documents



Data, Electronics,  
Reliability



SBC, SSJF, SAF, E-Fuels  
and Regulations



Governance, BRA,  
Tarbox, Workshops



Learning Hub in JIG website  
JIG Fundamentals  
For future JIG Inspectors  
Before the IIS Training  
and  
Available for Public Access  
(check with us for further  
information)



# What can you expect to find on the Learning Hub?

## Course Categories

Core Principles

Governance

Human Factors

IJS

JIG Fundamentals



### CP3 - Core Principles for Operators



### GP7 - BRA 2.0 User Guide



### HFI - AN INTRODUCTION TO HUMAN FACTORS



### IJS 1 - Core Principles for JIG Inspectors



### JF1 - Product Quality and Certificates





# Updates to the JIG Inspector Training Programme

- Our JIG Inspector Training Course has been fully updated to our new format.
- “How to inspect” materials.
- Teach to look “wider and deeper”





# JIG Events in 2024 - 2025

📅 Mar 17th, 2025 - Mar 21st, 2025

📍 Bangkok

## 2025 JIG INSPECTOR TRAINING - BANGKOK



Week long inspector training course, for Trainee Inspectors only.  
Formal application and qualification criteria applies.

📅 Apr 8th, 2025 - Apr 9th, 2025

📍 Sydney

## 2025 MANAGERS' WORKSHOP - SYDNEY



📅 Apr 9th, 2025 - Apr 10th, 2025

📍 Sydney

## 2025 INSPECTORS' WORKSHOP - SYDNEY



Workshop

A workshop designed for JIG Inspectors and Trainee Inspectors, covering a range of topics relevant to this role.



# JIG Events in 2024 - 2025

📅 Jun 23rd, 2025 - Jun 27th, 2025

📍 Dublin

## 2025 INSPECTOR TRAINING - DUBLIN



Week long Inspector training course, for Trainee Inspectors only.  
Formal application and qualification criteria applies.

📅 Jun 10th, 2025 - Jun 12th, 2025

📍 Istanbul

## 2025 MEMBERS' TECHNICAL FORUM - ISTANBUL



A forum for JIG Members to receive updates on industry changes and developments, to network, share ideas and learn from others.

This event will take place over 3 days, from 1200hrs on 10th June until 1300hrs on 12th June 2025, with a group evening dinner/activity on the 10th June.

If you have any questions relating to JIG events, please contact [events@jig.org](mailto:events@jig.org).





## Operations Committee

- **JIG Bulletin 148** (OEM Communication)
- **JIG Bulletin 154** (Water Barrier Filtration UPDATED LIST)
- Monitoring JIG Inspections Findings to identify topics that need to be addressed
- JIG Inspectors Training review
- Follow/approve work done by SWG and different WG/SG
  - Over 100 items from ATL approved by OpsCom
  - Works ongoing



## Filtration Working Group

- Operational review on new filtration technologies, which includes doing a survey with JIG Members/users
- JIG Members/Users EI 1596 Compliance Checklist (JIG website)
- 39 Items from SWG ATL reviewed and agreed



## Standards Working Group

- List of CLADs evaluated by OEMs (to be use with pit couplers compliance with EI 1584)
- JIG Issue 14:
  - ATL (Action Tracking List) 140 items already reviewed
  - WG created to review specific topics with SMEs
- JIG Inspection Checklist
- Summary of changes (Issue 14)
- EI 1533 Checklist (for Inspections when Edition 2 published)





# JIG PQC Recent Activities and future



**TECHNICAL INFORMATION DOCUMENT**

**MANAGEMENT OF CONDUCTIVITY IN JET FUEL**

**Ministry of Defence**

**Defence Standard 91-091**

Issue 17      Date: 28 June 2024

**Turbine Fuel, Kerosene Type, Jet A-1; NATO Code: F-35; Joint Service Designation: AVTUR**



**PRODUCT SPECIFICATIONS BULLETIN**

www.jig.org

Aviation Fuel Quality Requirements for Joint Operations Systems (AFQRJOS) Checklist - Issue 36

BULLETIN NO. **XXX**      AFQRJOS CHECKLIST ISSUE 36 (Supersedes Issue 35)      **XX-XXX** 2024

**1. INTRODUCTION**

1.1 This document defines the fuel quality requirements for supply into Jointly Operated Fueling Systems operated to JIG Standards. The Aviation Fuel Quality Requirements for Jointly Operated Systems (AFQRJOS) for Jet A-1 embodies the requirements of the following two specifications:

- (a) British Ministry of Defence Standard DEF STAN 91-091 Issue 18 **June 2024** for Turbine Fuel, Kerosene Type, Jet A-1, NATO Code F-35, Joint Service Designation: AVTUR.
- (b) ASTM Standard Specification D1655 for Aviation Turbine Fuels "Jet A-1" (Latest issue).

1.2 Jet fuel that meets the AFQRJOS is usually referred to as "Jet A-1 to Checklist" or "Checklist Jet A-1" and, by definition, allows custodians of the fuel to supply against either of these specifications.

s shall state conformance to either of the two reference specifications. The Checklist is for use in the batch, and supply locations shall not release fuel only to the Checklist. The Checklist is to be made, the following statement should be used if the fuel meets the requirements of this Bulletin.

that the samples have been tested using the Test Methods stated and that the Batch the samples conforms with DEF STAN 91-091 Issue 18 and AFQRJOS Checklist Issue 36".

that the samples have been tested using the Test Methods stated and that the Batch the samples conforms with ASTM D1655 latest issue and AFQRJOS Checklist Issue 36".

requirements of information to be included on the fuel's point of manufacture batch shall be:

name, issue and any amendment number;  
one number, email address and postal address of testing laboratory;  
r or unique identifier;  
al in the batch;  
ted and including  
using qualification  
sion of authorisation.

Technically revised and frequently.

el Quality Requirer should be read in issues concern

**Technical Information Document**

**TID No 2 - Filter Membrane Testing**

**Table of Contents**

- 1. Introduction ..... 2
- 2. Filter Membrane Testing ..... 2
- 3. When should the test be carried out? ..... 3
- 4. Filter sampling connections ..... 4
- 5. Apparatus ..... 4
- 6. Field Membrane capsule ..... 4
- 7. ASTM Color Standards ..... 6
- 8. Key requirements for the testing procedure ..... 7
- 9. Back Pressure correction ..... 9
- 10. Additional considerations ..... 9
- 11. Testing procedure - self contained sampling apparatus ..... 10
- 12. Disconnection ..... 11
- 13. Gravimetric ..... 11
- 14. Reporting of Results ..... 11
- 15. Interpretation of Results ..... 12
- 16. Acceptable membrane ratings ..... 15
- 17. Records ..... 15
- 18. Equipment maintenance ..... 15
- 19. Test Troubleshooting ..... 16
- 20. Non-standard Membrane Colors ..... 17
- Appendix 1 - Examples of Filter Membranes with non-standard colors ..... 18
- Literature ..... 19

- **JIG Bulletin 150 MSEP Protocol**
- **JIG Bulletin 154 AFQRJOS, Checklist 35 – now working on AFQRJOS Checklist 36, with Def Stan Issue 18**
- **Keep working closely with Fuel Specification bodies (ASTM, Def Stan) to monitor changes and/or suggest proposals agreed by PQC**
- **Support the industry in the implementation of Refuel EU Aviation Regulations (Europe)**
- **TID #6 Management of Conductivity in Jet Fuel (Annex for Avgas)**
- **Contributions to EI/JIG 1530 Ed.3 and EI 1533 Ed.2Update**
- **TID#2 Filter Membrane Testing**





- Review incidents and define actions
- HSSE Tool
- Human Factors
- LFOs
- APRON/Ramp Safety Awareness

### RISK ASSESSMENT AND MOC

The JIG HSSE Management Standard includes 2 key elements that help to keep Aviation Fuel Handling Operations safe. These are Risk Assessment (Element 2) and Management of Change, often abbreviated to MOC, (Element 8). The HSSE MS is intended as high level guidance to operators and contains the key elements that are expected to be included in their local HSSE Manuals. Sites operating to JIG Standards and participating in the JIG Inspection Programme are required to meet the minimum expectations of the HSSE MS. Compliance with the HSSE MS is verified by an external audit every 3 years.

#### Element 2. Risk Assessment

This section provides a framework for sites to conduct a structured assessment and management of risks that may occur to people, assets, the environment and the Operator's reputation. The approach is to identify all hazards that may impact the operation and to put in place mitigating actions or systems to reduce the risk to as low as reasonably possible (ALARP).

Particular attention is paid to the **Permit to Work** process by which Operators select and inform contractors who may be undertaking work in high risk areas, such as:

- Entry into deep pits, tanks and other Hazardous confined spaces (should be avoided unless necessary for maintenance purposes, in which case it shall be controlled a confined space entry permit)
- Hot work – work of any type where heat is used or generated (e.g. by welding, flame cutting, grinding etc.) or may generate sparks or other sources of ignition
- Work at heights
- Electrical – work on electrical equipment / systems
- Energy isolation e.g. electrical, mechanical, hydraulic, pressure (LOTO)
- Excavation
- Cranes and lifting
- Opening process equipment

The JIG HSSE committee has recently developed some further material to provide general guidance on how to identify risks and manage them. You can access this guidance by clicking on the button below.

### HUMAN FACTORS

KNOWING AND UNDERSTANDING HUMAN FACTORS PLAYS AN IMPORTANT ROLE IN OPERATIONAL SAFETY

JIG's work on Human Factors provides free resources to Members for use in their own safety programmes.

HUMAN FACTORS influence us at work every day and can negatively impact performance without us knowing it.

The original concept of Human Factors and the "Dirty Dozen" was developed by Gordon Dupont while working for Transport Canada 25 years ago. The basis of his work was to define external and cultural factors that could negatively affect performance at work. In doing so was able to explain why certain activities that were engineered for safety and had very robust operating procedures still generated accidents. Dupont went on to work for the Federal Aviation Authority, developing materials and training around aviation-related procedures.

JIG is therefore taking these concepts and is developing some Human Factor specific Posters, Videos and LFOs. These materials and associated toolbox talks can be used by operators as part of their safety and training activities. For more information on the materials, see below.

#### HUMAN FACTORS POSTERS

Available for download from the publications section in 8 languages under Health & Safety within [Standards & Publications](#)

#### HUMAN FACTORS VIDEOS

Human Factors in times of uncertainty (Covid). Watch or Download in [English](#), [Greek](#), [Arabic](#).



The screenshot shows the JIG website navigation bar with links: Home, Inspections, Standards & Publications, Events & Learning, Operations & Safety, About Us, and Membership. The main content area is titled 'LEARNING FROM OTHERS' with the subtitle 'LEARNING FROM OTHERS - TO MAKE AVIATION FUELLING OPERATIONS SAFER'. It states: 'JIG's work to share incident experiences within the User community to promote operational safety.'

Learning from Others (LFO) allows us to share the experience of incidents and near misses throughout the JIG Community to help operators with their safety awareness campaigns.

Our LFO packs provide a useful tool for discussion with employees during events such as training courses, safety talks, weekly briefings. As they use real events and incidents they can be a valuable tool for operators and site managers to use.

Please help us to continue this work by sending examples of your incidents to the HSSE Committee using the Template Provided. All submissions are treated with full confidentiality and anonymity.

LFO Template

### APRON SAFETY: GOOD PRACTICE

#### REFUELLING WITH A FUELLING VEHICLE

Visual aids around the refuelling vehicle can preserve space and alert other ramp users' hazards.

**FLAGS**  
Flexible flags that move easily are more effective.

**HIGHLIGHT FUEL HOSES**  
High visibility wraps, markers, flags or cones may be used.

**LIGHTS**  
Add static or flashing lights in low light or night conditions.

**CONES**  
May be placed 1-2 meters away from vehicles, hoses, ladders and platforms.



## Ramp Safety Awareness

#### User guide:

This presentation contains a lot of information; please use sections of the contents as necessary during site safety meeting and toolbox talks to support ramp safety themes. This isn't intended to be delivered in one session. If you save your own copy, you can add site specific content too as needed. Thanks for supporting this key topic. Please note some of this content exceeds JIG Standards and is considered good practice.

Note: The procedures and practices presented in this document are best practice recommendations only. JOINT INSPECTION GROUP Ltd and/or the JIG Member presenting this document makes no claim or warranty whatsoever as to their completeness or suitability. JOINT INSPECTION GROUP Ltd and its Members shall have no liability to third parties in relation to following, or not following the recommendations contained herein.





**Ibon Ibarrola-Armendariz - JIG Technical Manager**  
**[ibon.ibarrola.armendariz@jig.org](mailto:ibon.ibarrola.armendariz@jig.org)**

