

2017 in Review - Air Transport in ASIA PACIFIC

GROWTH IN RPKs

↑ 10.1%

Fastest of all regions in 2017

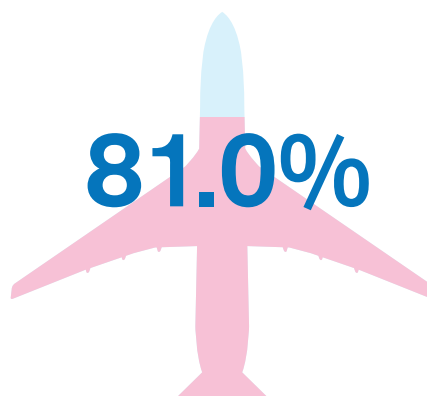
GROWTH IN FTKs

↑ 7.8%

Fastest growth since 2010

PASSENGER LOAD FACTOR

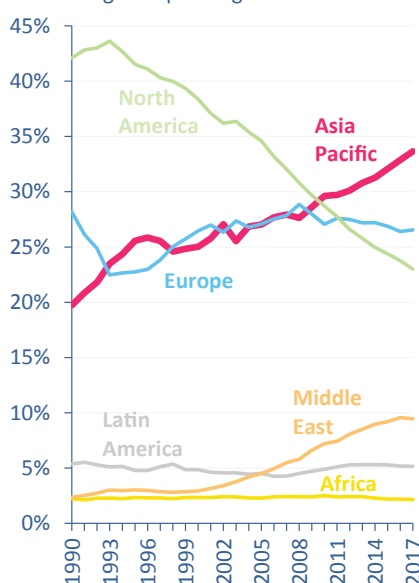
81.0%



Up 1.3 percentage pts in 2017

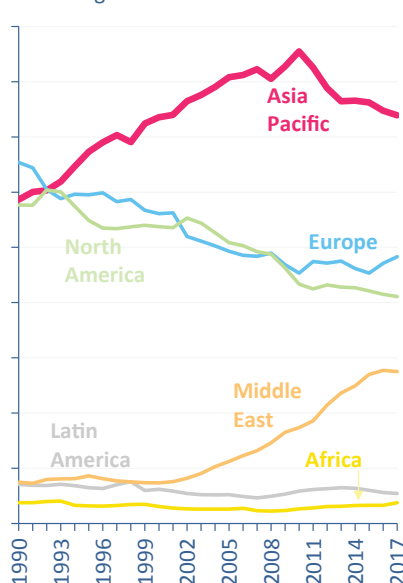
REGIONAL TRAFFIC SHARES (% OF TOTAL)

Share of global passenger revenue...



Source: IATA Monthly Statistics

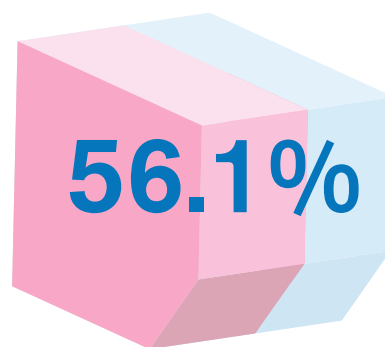
...and freight tonne kilometres*



*Region of registration basis

FREIGHT LOAD FACTOR

56.1%

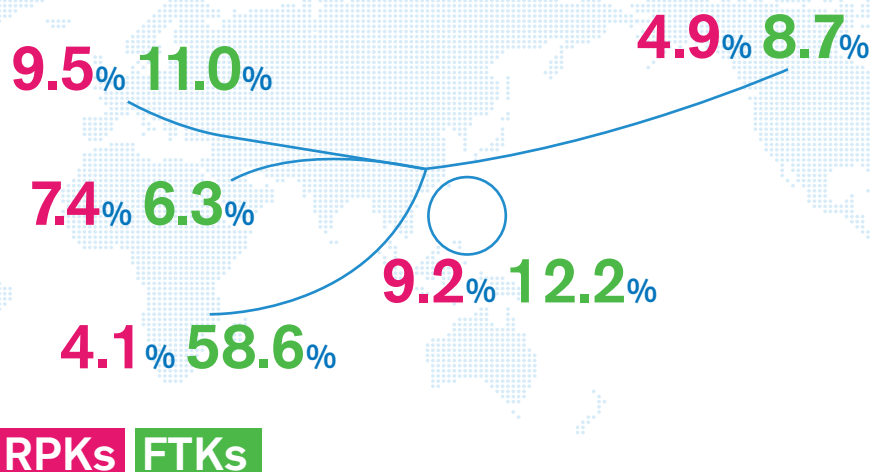


Highest of all regions in 2017

MAIN DOMESTIC MARKETS

- In 2017, India domestic RPKs grew by 17.5%. It was the fastest growing market for the 3rd consecutive year
- China domestic RPKs grew by 13.3%
- Japan domestic RPKs grew by 5.8%
- Australia domestic RPKs grew by 0.5%

DEVELOPMENTS ON KEY ROUTES TO/FROM ASIA PACIFIC



www.iata.org/economics

see the mobile version: **iOS** and **Android**

