

2017 in Review - Air Transport in EUROPE

GROWTH IN RPKs

↑ 8.2%

Fastest growth since 2011

GROWTH IN FTKs

↑ 11.8%

Fastest growth since 2010

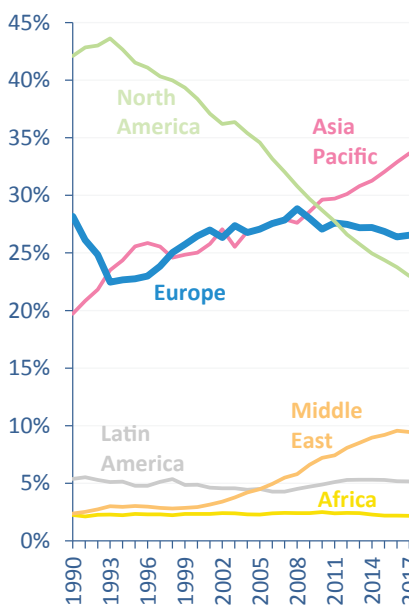
PASSENGER LOAD FACTOR

83.9%

Highest of all regions
in 2017

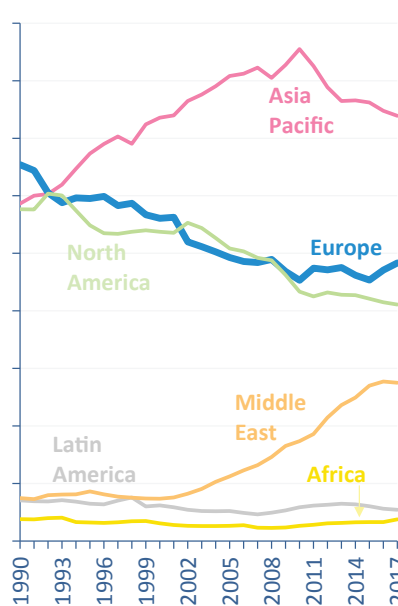
REGIONAL TRAFFIC SHARES (% OF TOTAL)

Share of global passenger revenue...



Source: IATA Monthly Statistics

...and freight tonne kilometres*



*Region of registration basis

FREIGHT LOAD FACTOR

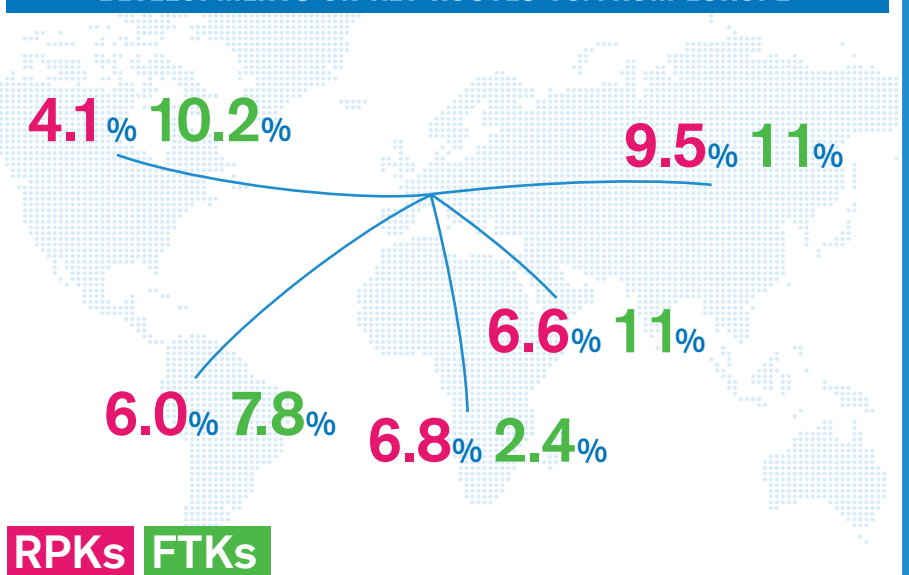
46.4%

Up 2.5 percentage pts in 2017

KEY FACTS

- In 2017, domestic Russia RPKs grew by 10.1%
- Within Europe RPKs grew by 10.8%. FTKs were up more than 30%
- Air transport demand was supported by a stronger regional economic backdrop

DEVELOPMENTS ON KEY ROUTES TO/FROM EUROPE



www.iata.org/economics

see the mobile version: **iOS** and **Android**

