THE VALUE OF AVIATION GREECE

The economic impact of aviation in Greece

The aviation sector and its quantifiable economic effects made up 13.3% of Greece's GDP and 11.7% of the country's employment in 2025. This covers the sector itself, its supply chain, employee spending, and international air transport-enabled tourism to Greece.

GDP and employment created by aviation in Greece in 2025

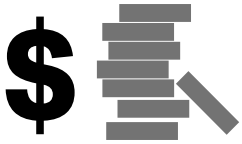

32.7
EUR billion

13.3%
of GDP



551.8
thousand jobs

11.7%
of employment

Included economic impacts:
***Direct** – within aviation sector, **Indirect** – aviation supply chain,*
Induced** – employee spending, **International tourists arriving by air

Breakdown of GDP and employment created





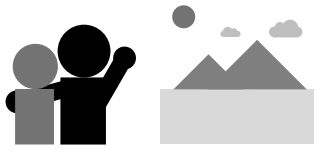

Airlines	Airports, ANSPs, civil manufacturing	International tourists arriving by air
EUR 3.2 billion	EUR 6.6 billion	EUR 23 billion
36.9 thousand jobs	100.2 thousand jobs	414.6 thousand jobs

Source: Air Transport Action Group, 2026. Aviation Benefits Beyond Borders report based on data from Oxford Economics.
Note: Economic impacts are calculated using Oxford Economics' Aviation: Benefits Beyond Borders methodology with inputs sourced from publicly available statistics and recognized industry datasets wherever possible, with modelling-based estimates applied where direct data are not available. Estimates do not include domestic tourism spending, nor the wider catalytic benefits of aviation on trade, investment, productivity gains, and enhanced connectivity, among others.
Note: Converted to local currency using average 2025 exchange rate: USD 1 = EUR 0.88

Air transport brings millions of people safely to global destinations

Around 37.8 million air passengers departed from Greece in 2025, based on Origin-Destination(O-D) traffic, making Greece the 25th largest air passenger market globally.

Air travel from Greece in 2025, Origin-Destination (O-D)

37.8
million
passenger departures

GROWTH

82.0%
10-year growth

5.9%
year-on-year growth

RANK

25th
Global
▲ 1 since 2015

8th
in Europe
▲ 1 since 2015

SHARE

0.9%
of global departures

3.4%
of European departures

International: 29.0 million passenger departures, 106.4% 10Y growth, 7.6% YoY growth
Domestic: 8.7 million passenger departures, 30.6% 10Y growth, 0.5% YoY growth, % share of total market: 23.2%

Total passenger departures, O-D, 2015-2025, index 2015=100

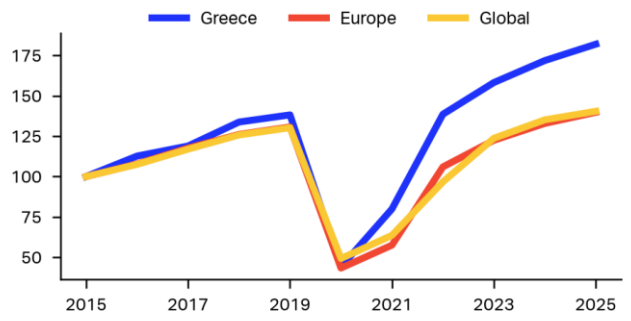

International passenger departures by destination region, O-D, 2025

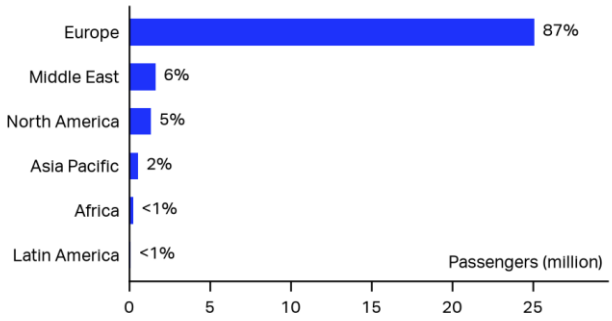

Top air travel markets Inbound & outbound	Top origin cities Inbound	Top destination cities Outbound
1. United Kingdom	1. London	1. London
2. Germany	2. Tel Aviv-Yafo	2. Paris
3. Italy	3. Manchester	3. Milan
4. France	4. Paris	4. Larnaca
5. Israel	5. Frankfurt	5. Amsterdam

Source: IATA Sustainability & Economics using IATA DDS data.
Note: O-D (origin-destination) departures measures passengers beginning their journey in Greece, to their final destination, excluding transfer and transit passengers.
Top air travel markets based on total O-D passenger traffic between Greece and other markets in 2025. Top outbound and inbound cities are based on round-trip passenger journeys.
IATA DDS data are derived from ticketing and sales transactions using IATA methodologies and estimates; therefore, results may not exactly match officially reported traffic statistics.

Air transport directly connects Greece to 58 different countries

In 2025, there were 39 airports and 104 operating airlines in Greece, providing a total of 1203 regularly scheduled commercial passenger routes for Greece, connecting to 58 countries with about 468 daily international departures.

Air Connectivity in Greece

39
Airports in 2025
39 in 2015

104
Airlines in 2025
97 in 2015

		Total		
		Available routes	Connected countries	Daily int. departures
2025	Total	1203	58	468
	Global rank	12th	25th	21st
	Europe rank	8th	14th	10th
2015	Total	1043	50	265
	Global rank	11th	25th	32nd
	Europe rank	7th	14th	17th

Route network change, 2015 to 2025, % of 2015

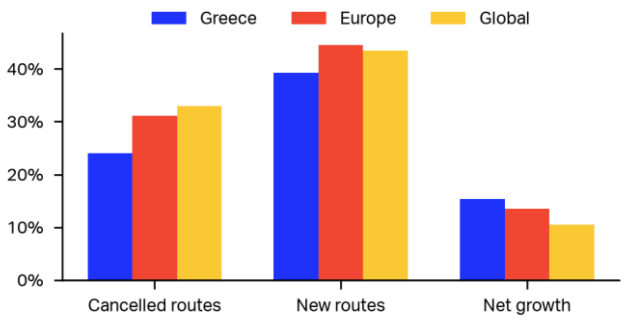

Onward connections of international arrivals, 2025

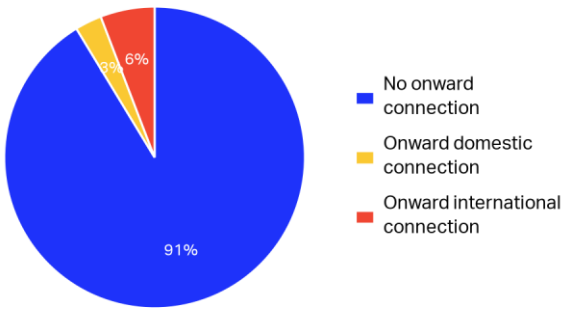

Source: IATA Sustainability & Economics using OAG & IATA DDS data.
Note: Airport, airline, and route counts include only those with regularly scheduled passenger services from Greece. Airports with fewer than 1,000 regularly scheduled seats in 2025 are excluded.

Air Cargo provides Greece timely and safe access to global markets

Although air transport accounted for an estimated 1.0% of Greece's traded goods by weight, it carried 7.2% of their total value.
Greece's airports handled around 144 thousand tonnes of air cargo in 2025, ranking Greece as the world's 62nd largest air cargo handler market and the 21st largest in Europe.

Greek air cargo, value, % of total, 2015-2025

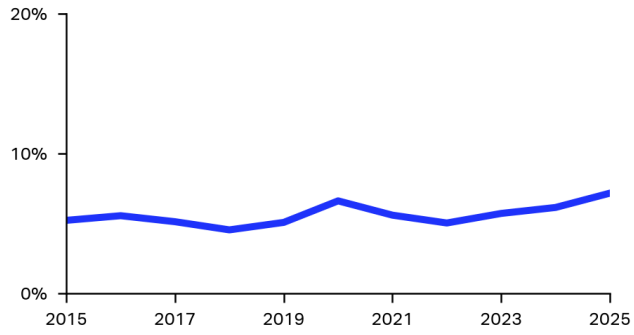

Greek air cargo, share of trade, 2025

1.0% of trade by weight

7.2% of trade by value

Air cargo handled in Greece, 2025

144 thousand tonnes air cargo handled

62nd Globally 21st in Europe

Source: Airports Council International (ACI) for air cargo handled, Global Trade Tracker (GTT) for imports and exports by air.
Note: Greece's trade by air includes imports and exportswith non-EU countries. It is based on the country's self reported customs data.

International air travel from Greece has become more affordable over the past decade

Greece's nominal GDP per capita increased by 49.9%, while the average nominal airfare for an international ticket from Greece increased by 9.3%, over the past decade. Therefore, international air travel has become more affordable for local residents over this time period.

Nominal GDP per capita & average international fare, Greece, 2015-2025, index 2015=100

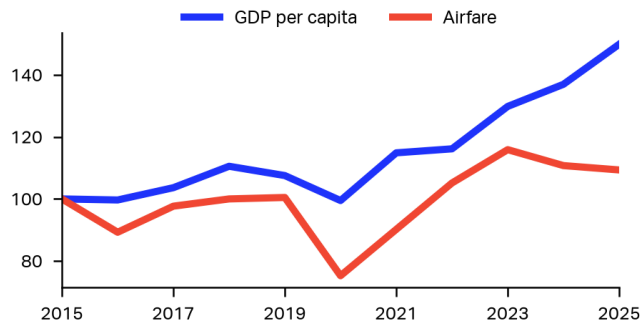

Source: IATA DDS, World Bank. Nominal GDP per capita and fare developments measured in USD terms.